

***Macroeconomics, 3e (Hubbard/O'Brien) - TB2***

**Chapter 2 Trade-offs, Comparative Advantage, and the Market System**

**2.1 Production Possibilities Frontiers and Opportunity Costs**

1) \_\_\_\_\_ exists because unlimited wants exceed the limited resources available to fulfill those wants.

- A) Scarcity
- B) Productive efficiency
- C) The command economy
- D) Economic growth

Answer: A

Comment: Recurring

Diff: 2 Page Ref: 38/38

Topic: Scarcity

Objective: LO1: Use a production possibilities frontier to analyze opportunity costs and trade-offs

AACSB: Reflective Thinking

Special Feature: None

2) To compete in the automobile market, BMW must make many strategic decisions such as whether to introduce a new car model, whether to produce alternative-fuel vehicles, and where to advertise. At BMW's Spartanburg, South Carolina plant, managers must decide on the monthly production quantities of their Z4 and X5 models. In making this decision, the managers

- A) face no trade-off because the Spartanburg plant only produces these two models of the many BMW models produced worldwide.
- B) face a trade-off, because producing more of one model means producing less of the other.
- C) will choose to only produce the quantity of Z4 and X5 models where marginal cost equals zero.
- D) will always decide on production quantities in which revenues are maximized.

Answer: B

Diff: 2 Page Ref: 37/37

Topic: Opportunity Cost

Objective: LO1: Use a production possibilities frontier to analyze opportunity costs and trade-offs

AACSB: Reflective Thinking

Special Feature: Chapter Opener: Managers Making Choices at BMW

3) The principle of \_\_\_\_\_ is that the economic cost of using a factor of production is the alternative use of that factor that is given up.

- A) marginal cost
- B) opportunity cost
- C) normative economics
- D) entrepreneurship

Answer: B

Comment: Recurring

Diff: 2 Page Ref: 38/38

Topic: Opportunity Cost

Objective: LO1: Use a production possibilities frontier to analyze opportunity costs and trade-offs

AACSB: Reflective Thinking

Special Feature: None

4) The production possibilities frontier shows

- A) the various products that can be produced now and in the future.
- B) the maximum attainable combinations of two products that may be produced in a particular time period with available resources.
- C) what an equitable distribution of products among citizens would be.
- D) what people want firms to produce in a particular time period.

Answer: B

Comment: Recurring

Diff: 2 Page Ref: 38/38

Topic: Production Possibilities Frontiers

Objective: LO1: Use a production possibilities frontier to analyze opportunity costs and trade-offs

AACSB: Reflective Thinking

Special Feature: None

5) \_\_\_\_\_ shows that if all resources are fully and efficiently utilized, more of one good can be produced only by producing less of another good.

- A) Comparative advantage
- B) Absolute advantage.
- C) The mixed market system
- D) The production possibilities frontier model

Answer: D

Comment: Recurring

Diff: 2 Page Ref: 38/38

Topic: Production Possibilities Frontiers

Objective: LO1: Use a production possibilities frontier to analyze opportunity costs and trade-offs

AACSB: Reflective Thinking

Special Feature: None

- 6) The production possibilities frontier model assumes all of the following *except*
- A) labor, capital, land and natural resources are fixed in quantity.
  - B) the economy produces only two products.
  - C) any level of the two products that the economy produces is currently possible.
  - D) the level of technology is fixed and unchanging.

Answer: C

Comment: Recurring

Diff: 2 Page Ref: 38/38

Topic: Production Possibilities Frontiers

Objective: LO1: Use a production possibilities frontier to analyze opportunity costs and trade-offs

AACSB: Reflective Thinking

Special Feature: None

- 7) The \_\_\_\_\_ production points on a production possibility curve are the points along and inside the production possibility frontier.

- A) attainable
- B) unattainable
- C) productively efficient
- D) allocatively efficient

Answer: A

Comment: Recurring

Diff: 1 Page Ref: 38/38

Topic: Production Possibilities Frontiers

Objective: LO1: Use a production possibilities frontier to analyze opportunity costs and trade-offs

AACSB: Reflective Thinking

Special Feature: None

- 8) The unattainable points in a production possibilities diagram are

- A) the points within the production possibilities frontier.
- B) the points along the production possibilities frontier.
- C) the points of the horizontal and vertical intercepts.
- D) the points outside the production possibilities frontier.

Answer: D

Comment: Recurring

Diff: 1 Page Ref: 38/38

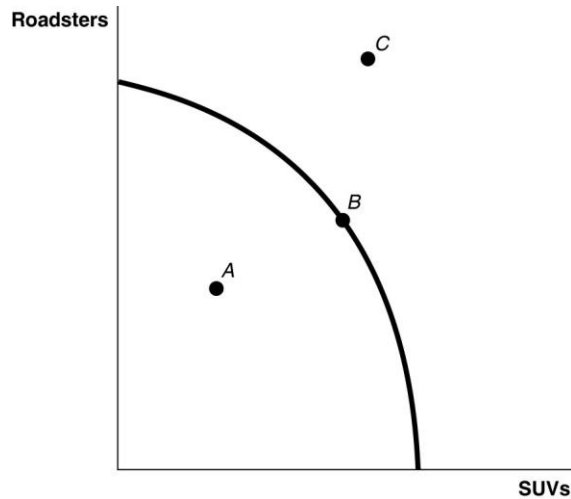
Topic: Production Possibilities Frontiers

Objective: LO1: Use a production possibilities frontier to analyze opportunity costs and trade-offs

AACSB: Reflective Thinking

Special Feature: None

**Figure 2-1**



9) **Refer to Figure 2-1.** \_\_\_\_\_ is (are) inefficient in that not all resources are being used.

- A) Point A
- B) Point B
- C) Point C
- D) Points A and C

Answer: A

Comment: Recurring

Diff: 1 Page Ref: 38/38

Topic: Production Possibilities Frontiers

Skill: Graphing

Objective: LO1: Use a production possibilities frontier to analyze opportunity costs and trade-offs

AACSB: Reflective Thinking

Special Feature: None

10) **Refer to Figure 2-1.** \_\_\_\_\_ is (are) technically efficient.

- A) Point A
- B) Point B
- C) Point C
- D) Points B and C

Answer: B

Comment: Recurring

Diff: 1 Page Ref: 38/38

Topic: Production Possibilities Frontiers

Skill: Graphing

Objective: LO1: Use a production possibilities frontier to analyze opportunity costs and trade-offs

AACSB: Reflective Thinking

Special Feature: None

11) *Refer to Figure 2-1.* \_\_\_\_\_ is (are) unattainable with current resources.

- A) Point A
- B) Point B
- C) Point C
- D) Points A and C

Answer: C

Comment: Recurring

Diff: 1 Page Ref: 38/38

Topic: Production Possibilities Frontiers

Skill: Graphing

Objective: LO1: Use a production possibilities frontier to analyze opportunity costs and trade-offs

AACSB: Reflective Thinking

Special Feature: None

12) In a production possibilities frontier model, a point inside the frontier is

- A) allocatively efficient.
- B) productively efficient
- C) allocatively inefficient.
- D) productively inefficient.

Answer: D

Comment: Recurring

Diff: 1 Page Ref: 38/38

Topic: Production Possibilities Frontiers

Objective: LO1: Use a production possibilities frontier to analyze opportunity costs and trade-offs

AACSB: Reflective Thinking

Special Feature: None

13) Carmelita can perform either a combination of 35 manicures and 70 pedicures or a combination of 50 manicures and 45 pedicures. If she now performs 35 manicures and 70 pedicures, what is the opportunity cost of performing an additional 15 manicures?

- A) 5 pedicures
- B) 20 pedicures
- C) 25 pedicures
- D) 45 pedicures

Answer: C

Comment: Recurring

Diff: 2 Page Ref: 39/39

Topic: Opportunity Cost

Objective: LO1: Use a production possibilities frontier to analyze opportunity costs and trade-offs

AACSB: Analytic Skills

Special Feature: None

- 14) If the production possibilities frontier is linear, then
- A) opportunity costs are decreasing as more of one good is produced.
  - B) it is easy to efficiently produce output.
  - C) opportunity costs are increasing as more of one good is produced.
  - D) opportunity costs are constant as more of one good is produced.

Answer: D

Comment: Recurring

Diff: 2 Page Ref: 39/39

Topic: Opportunity Cost

Objective: LO1: Use a production possibilities frontier to analyze opportunity costs and trade-offs

AACSB: Reflective Thinking

Special Feature: None

**Figure 2-2**

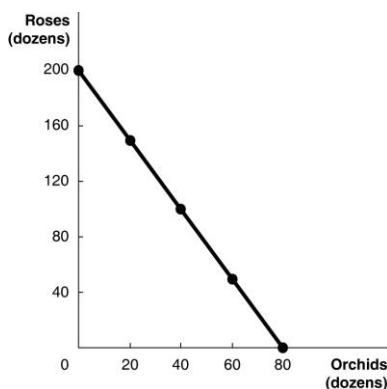


Figure 2-2 above shows the production possibilities frontier for Vidalia, a nation that produces two goods, roses and orchids.

- 15) **Refer to Figure 2-2.** What is the opportunity cost of one dozen orchids?

- A) 0.4 dozen roses
- B) 2.5 dozen roses
- C) 7.25 dozen roses
- D) 16 dozen roses

Answer: B

Diff: 2 Page Ref: 40/40

Topic: Opportunity Cost

Skill: Graphing

Objective: LO1: Use a production possibilities frontier to analyze opportunity costs and trade-offs

AACSB: Analytic Skills

Special Feature: Solved Problem: Drawing a Production Possibilities Frontier for Rosie's Boston Bakery

16) **Refer to Figure 2-2.** What is the opportunity cost of one dozen roses?

- A) 0.4 dozen orchids
- B) 2.5 dozen orchids
- C) 7.25 dozen orchids
- D) 16 dozen orchids

Answer: A

Diff: 2 Page Ref: 40/40

Topic: Opportunity Cost

Skill: Graphing

Objective: LO1: Use a production possibilities frontier to analyze opportunity costs and trade-offs

AACSB: Analytic Skills

Special Feature: Solved Problem: Drawing a Production Possibilities Frontier for Rosie's Boston Bakery

17) **Refer to Figure 2-2.** Suppose Vidalia is currently producing 20 dozen orchids per period. How many roses is it also producing, assuming that resources are fully utilized?

- A) 30 dozen roses
- B) 50 dozen roses
- C) 100 dozen roses
- D) 150 dozen roses

Answer: D

Diff: 2 Page Ref: 40/40

Topic: Opportunity Cost

Skill: Graphing

Objective: LO1: Use a production possibilities frontier to analyze opportunity costs and trade-offs

AACSB: Analytic Skills

Special Feature: Solved Problem: Drawing a Production Possibilities Frontier for Rosie's Boston Bakery

18) **Refer to Figure 2-2.** The linear production possibilities frontier in the figure indicates that

- A) Vidalia has a comparative advantage in the production of orchids.
- B) Vidalia has a comparative disadvantage in the production of roses.
- C) the tradeoff between roses and orchids is constant.
- D) it is progressively more expensive to produce orchids.

Answer: C

Diff: 2 Page Ref: 40/40

Topic: Opportunity Cost

Skill: Graphing

Objective: LO1: Use a production possibilities frontier to analyze opportunity costs and trade-offs

AACSB: Analytic Skills

Special Feature: Solved Problem: Drawing a Production Possibilities Frontier for Rosie's Boston Bakery

19) A production possibilities frontier with a \_\_\_\_\_ shape indicates increasing opportunity costs as more and more of one good is produced.

- A) linear
- B) bowed inward
- C) bowed outward
- D) perfectly horizontal

Answer: C

Comment: Recurring

Diff: 2 Page Ref: 42/42

Topic: Opportunity Cost

Objective: LO1: Use a production possibilities frontier to analyze opportunity costs and trade-offs

AACSB: Reflective Thinking

Special Feature: None

20) Increasing opportunity cost along a bowed out production possibilities frontier occurs because

- A) of inefficient production.
- B) of ineffective management by entrepreneurs.
- C) some factors of production are not equally suited to producing both goods or services.
- D) of the scarcity of factors of production.

Answer: C

Comment: Recurring

Diff: 2 Page Ref: 42/42

Topic: Opportunity Cost

Objective: LO1: Use a production possibilities frontier to analyze opportunity costs and trade-offs

AACSB: Reflective Thinking

Special Feature: None

21) The slope of a production possibilities frontier measures the \_\_\_\_\_ of producing one more unit of a good.

- A) marginal revenue
- B) total revenue
- C) marginal cost
- D) opportunity cost

Answer: D

Comment: Recurring

Diff: 1 Page Ref: 42/42

Topic: Opportunity Cost

Objective: LO1: Use a production possibilities frontier to analyze opportunity costs and trade-offs

AACSB: Reflective Thinking

Special Feature: None



22) Increasing marginal opportunity cost implies that

- A) the more resources already devoted to any activity, the payoff from allocating yet more resources to that activity increases by progressively smaller amounts.
- B) the more resources already devoted to any activity, the benefits from allocating yet more resources to that activity decreases by progressively larger amounts.
- C) that rising opportunity costs makes it inefficient to produce beyond a certain quantity.
- D) the law of scarcity.

Answer: A

Comment: Recurring

Diff: 2 Page Ref: 42/42

Topic: Opportunity Cost

Objective: LO1: Use a production possibilities frontier to analyze opportunity costs and trade-offs

AACSB: Reflective Thinking

Special Feature: None

23) If opportunity costs are \_\_\_\_\_, the production possibilities frontier would be graphed as a negatively sloped straight line.

- A) decreasing
- B) increasing
- C) negative
- D) constant

Answer: D

Comment: Recurring

Diff: 1 Page Ref: 40/40

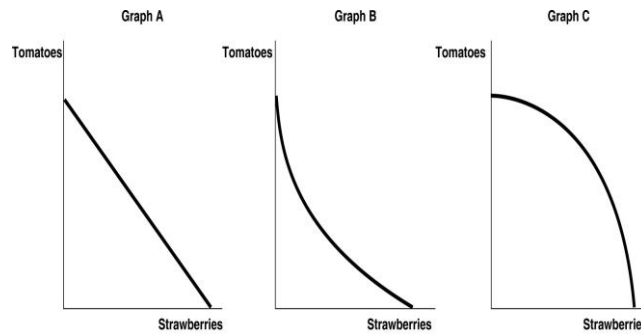
Topic: Opportunity Cost

Objective: LO1: Use a production possibilities frontier to analyze opportunity costs and trade-offs

AACSB: Reflective Thinking

Special Feature: None

**Figure 2-3**



24) **Refer to Figure 2-3.** Carlos Vanya grows tomatoes and strawberries on his land. His land is equally suited for growing either fruit. Which of the graphs in Figure 2-3 represents his production possibilities frontier?

- A) Graph A
- B) Graph B
- C) Graph C
- D) either Graph A or Graph B
- E) either Graph B or Graph C

Answer: A

Comment: Recurring

Diff: 2 Page Ref: 40/40

Topic: Opportunity Cost

Skill: Graphing

Objective: LO1: Use a production possibilities frontier to analyze opportunity costs and trade-offs

AACSB: Reflective Thinking

Special Feature: None

25) **Refer to Figure 2-3.** Carlos Vanya grows tomatoes and strawberries on his land. A portion of his land is more suitable for growing tomatoes and the other portion is better suited for strawberry cultivation. Which of the graphs in Figure 2-3 represent his production possibilities frontier?

- A) Graph A
- B) Graph B
- C) Graph C
- D) either Graph A or Graph B
- E) either Graph B or Graph C

Answer: C

Comment: Recurring

Diff: 2 Page Ref: 42/42

Topic: Opportunity Cost

Skill: Graphing

Objective: LO1: Use a production possibilities frontier to analyze opportunity costs and trade-offs

AACSB: Reflective Thinking

Special Feature: None

**Table 2-1**

**Production Choices for Dina's Diner**

<b>Choice</b>	<b>Quantity of Sliders Produced</b>	<b>Quantity of Hot Wings Produced</b>
<b>A</b>	80	0
<b>B</b>	<b>60</b>	<b>25</b>
<b>C</b>	<b>40</b>	<b>50</b>
<b>D</b>	<b>20</b>	<b>75</b>
<b>E</b>	<b>0</b>	<b>100</b>

26) **Refer to Table 2-1.** Assume Dina's Diner only produces sliders and hot wings. A combination of 40 sliders and 50 hot wings would appear

- A) along Dina's production possibilities frontier.
- B) inside Dina's production possibilities frontier.
- C) outside Dina's production possibilities frontier.
- D) at the vertical intercept of Dina's production possibilities frontier.

Answer: A

Comment: Recurring

Diff: 2 Page Ref: 39/39

Topic: Production Possibilities Frontiers

Objective: LO1: Use a production possibilities frontier to analyze opportunity costs and trade-offs

AACSB: Analytic Skills

Special Feature: None

27) **Refer to Table 2-1.** Assume Dina's Diner only produces sliders and hot wings. A combination of 40 sliders and 25 hot wings would appear

- A) along Dina's production possibilities frontier.
- B) inside Dina's production possibilities frontier.
- C) outside Dina's production possibilities frontier.
- D) at the vertical intercept of Dina's production possibilities frontier.

Answer: B

Comment: Recurring

Diff: 2 Page Ref: 39/39

Topic: Production Possibilities Frontiers

Objective: LO1: Use a production possibilities frontier to analyze opportunity costs and trade-offs

AACSB: Analytic Skills

Special Feature: None

28) **Refer to Table 2-1.** Assume Dina's Diner only produces sliders and hot wings. A combination of 60 sliders and 50 hot wings would appear

- A) along Dina's production possibilities frontier.
- B) inside Dina's production possibilities frontier.
- C) outside Dina's production possibilities frontier.
- D) at the vertical intercept of Dina's production possibilities frontier.

Answer: C

Comment: Recurring

Diff: 2 Page Ref: 39/39

Topic: Production Possibilities Frontiers

Objective: LO1: Use a production possibilities frontier to analyze opportunity costs and trade-offs

AACSB: Analytic Skills

Special Feature: None

29) **Refer to Table 2-1.** Dina faces \_\_\_\_\_ opportunity costs in the production of sliders and hot wings.

- A) increasing
- B) decreasing
- C) constant
- D) negative

Answer: C

Comment: Recurring

Diff: 2 Page Ref: 39/39

Topic: Opportunity Cost

Objective: LO1: Use a production possibilities frontier to analyze opportunity costs and trade-offs

AACSB: Analytic Skills

Special Feature: None

30) An outward shift of a nation's production possibilities frontier can occur due to

- A) a reduction in unemployment.
- B) a natural disaster like a hurricane or bad earthquake.
- C) a change in the amounts of one good desired.
- D) an increase in the labor force.

Answer: D

Comment: Recurring

Diff: 2 Page Ref: 43/43

Topic: Economic Growth

Objective: LO1: Use a production possibilities frontier to analyze opportunity costs and trade-offs

AACSB: Reflective Thinking

Special Feature: None

31) \_\_\_\_\_ a nation's production possibilities frontier represents economic growth.

- A) An outward shift of
- B) An inward shift of
- C) Moving up along
- D) Moving down along

Answer: A

Comment: Recurring

Diff: 1 Page Ref: 43/43

Topic: Economic Growth

Objective: LO1: Use a production possibilities frontier to analyze opportunity costs and trade-offs

AACSB: Reflective Thinking

Special Feature: None

32) Economic growth is represented on a production possibilities frontier model by the production possibility frontier

- A) shifting outward.
- B) shifting inward.
- C) becoming steeper.
- D) becoming flatter.

Answer: A

Comment: Recurring

Diff: 1 Page Ref: 43/43

Topic: Economic Growth

Objective: LO1: Use a production possibilities frontier to analyze opportunity costs and trade-offs

AACSB: Reflective Thinking

Special Feature: None

33) Without technological advancement, how can a nation achieve economic growth?

- A) by producing more high-value goods and fewer low-value goods
- B) through an increase in supplies of factors of production
- C) by producing more low-value goods and fewer high-value goods
- D) by decreasing the size of the labor force

Answer: B

Comment: Recurring

Diff: 2 Page Ref: 43/43

Topic: Economic Growth

Objective: LO1: Use a production possibilities frontier to analyze opportunity costs and trade-offs

AACSB: Reflective Thinking

Special Feature: None

34) Which of the following would shift a nation's production possibilities frontier inward?

- A) discovering a cheap way to convert sunshine into electricity
- B) producing more capital equipment
- C) an increase in the unemployment rate
- D) a law requiring workers to retire at age 50

Answer: D

Comment: Recurring

Diff: 2 Page Ref: 43/43

Topic: Economic Growth

Objective: LO1: Use a production possibilities frontier to analyze opportunity costs and trade-offs

AACSB: Reflective Thinking

Special Feature: None

**Figure 2-4**

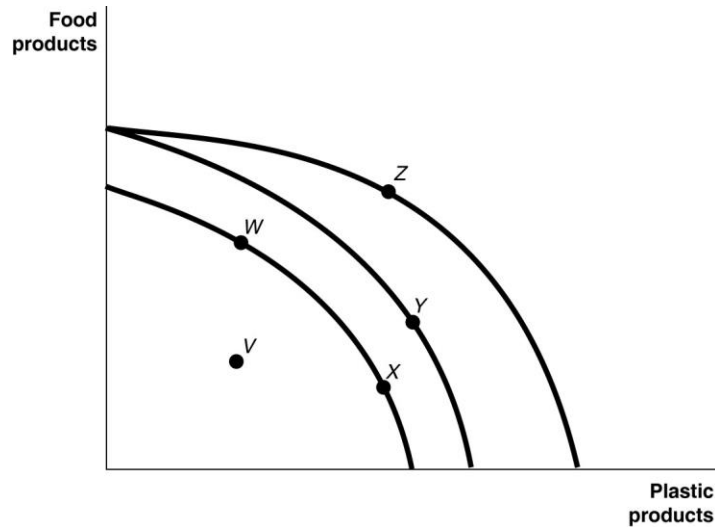


Figure 2-4 shows various points on three different production possibilities frontiers for a nation.

35) **Refer to Figure 2-4.** A movement from \_\_\_\_\_ could occur because of an influx of immigrant labor.

- A) X to W
- B) X to Y
- C) W to V
- D) W to X

Answer: B

Comment: Recurring

Diff: 2 Page Ref: 43/43

Topic: Economic Growth

Skill: Graphing

Objective: LO1: Use a production possibilities frontier to analyze opportunity costs and trade-offs

AACSB: Analytic Skills

Special Feature: None

36) **Refer to Figure 2-4.** A movement from \_\_\_\_\_ is the result of advancements in plastic production technology.

- A) V to X
- B) W to X
- C) Z to W
- D) Y to Z

Answer: D

Comment: Recurring

Diff: 2 Page Ref: 43/43

Topic: Economic Growth

Skill: Graphing

Objective: LO1: Use a production possibilities frontier to analyze opportunity costs and trade-offs

AACSB: Analytic Skills

Special Feature: None

37) **Refer to Figure 2-4.** Consider the following events:

- a. an increase in the unemployment rate
- b. a decrease in a nation's money supply
- c. a war that kills a significant portion of a nation's population

Which of the events listed above could cause a movement from Z to X ?

- A) a, b and c
- B) a and b only
- C) a and c only
- D) a only
- E) c only

Answer: E

Comment: Recurring

Diff: 2 Page Ref: 43/43

Topic: Economic Growth

Skill: Graphing

Objective: LO1: Use a production possibilities frontier to analyze opportunity costs and trade-offs

AACSB: Analytic Skills

Special Feature: None



38) **Refer to Figure 2-4.** Consider the following movements:

- a. from point *V* to point *W*
- b. from point *W* to point *Y*
- c. from point *Y* to point *Z*

Which of the movements listed above represents advancements in technology with respect to both plastic production and food production?

- A) a, b, and c
- B) b and c only
- C) b only
- D) c only

Answer: C

Comment: Recurring

Diff: 2 Page Ref: 43/43

Topic: Economic Growth

Skill: Graphing

Objective: LO1: Use a production possibilities frontier to analyze opportunity costs and trade-offs

AACSB: Analytic Skills

Special Feature: None

39) **Refer to Figure 2-4.** Consider the following events:

- a. a decrease in the unemployment rate
- b. general technological advancement
- c. an increase in consumer wealth

Which of the events listed above could cause a movement from *V* to *X* ?

- A) a only
- B) a and b only
- C) b and c only
- D) a, b, and c

Answer: A

Comment: Recurring

Diff: 2 Page Ref: 43/43

Topic: Economic Growth

Skill: Graphing

Objective: LO1: Use a production possibilities frontier to analyze opportunity costs and trade-offs

AACSB: Analytic Skills

Special Feature: None

40) **Refer to Figure 2-4.** Consider the following events:

- a. a reduction in the patent protection period to no more than 2 years
- b. a war that destroys a substantial portion of a nation's capital stock
- c. the lack of secure and enforceable property rights system

Which of the events listed above could cause a movement from *W* to *V*?

- A) a only
- B) a and b only
- C) a and c only
- D) b and c only
- E) a, b, and c

Answer: C

Comment: Recurring

Diff: 2 Page Ref: 43/43

Topic: Economic Growth

Skill: Graphing

Objective: LO1: Use a production possibilities frontier to analyze opportunity costs and trade-offs

AACSB: Reflective Thinking

Special Feature: None

41) The recession of 2007-2009 would most likely be represented in a production possibilities frontier graph by

- A) a point inside the frontier.
- B) a point outside the frontier.
- C) a point on the frontier.
- D) an intercept on either the vertical or the horizontal axis.

Answer: A

Comment: Recurring

Diff: 2 Page Ref: 43/43

Topic: Economic Growth

Objective: LO1: Use a production possibilities frontier to analyze opportunity costs and trade-offs

AACSB: Reflective Thinking

Special Feature: None

42) Suppose there is some unemployment in the economy and society decides that it wants more of one good. Which of the following statements is true?

- A) It is not possible to achieve this unless technology advances.
- B) It can increase output without giving up another good by employing more resources.
- C) It will have to increase resource supplies.
- D) It will have to give up production and consumption of some other good.

Answer: B

Comment: Recurring

Diff: 2 Page Ref: 43/43

Topic: Opportunity Cost

Objective: LO1: Use a production possibilities frontier to analyze opportunity costs and trade-offs

AACSB: Reflective Thinking

Special Feature: None

43) If society decides it wants more of one good and \_\_\_\_\_, then it has to give up some of another good and incur some opportunity costs.

- A) technology advances
- B) resources are underutilized
- C) all resources are fully utilized
- D) new resources are discovered

Answer: C

Comment: Recurring

Diff: 2 Page Ref: 43/43

Topic: Opportunity Cost

Objective: LO1: Use a production possibilities frontier to analyze opportunity costs and trade-offs

AACSB: Reflective Thinking

Special Feature: None

44) According to the production possibility model, if more resources are allocated to the production of physical and human capital, then all of the following are likely to happen *except*

- A) fewer goods will be produced for consumption today.
- B) the production possibilities frontier will be shift outward in the future
- C) future economic growth is enhanced.
- D) the country's total production will fall.

Answer: D

Comment: Recurring

Diff: 2 Page Ref: 43/43

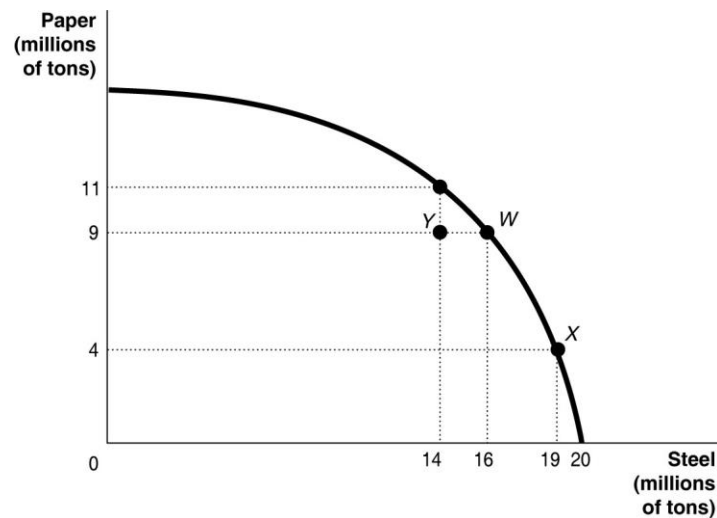
Topic: Production Possibilities Frontiers

Objective: LO1: Use a production possibilities frontier to analyze opportunity costs and trade-offs

AACSB: Reflective Thinking

Special Feature: None

**Figure 2-5**



45) **Refer to Figure 2-5.** If the economy is currently producing at point Y, what is the opportunity cost of moving to point X?

- A) 5 million tons of steel
- B) 9 million tons of paper
- C) 5 million tons of paper
- D) 19 million tons of steel

Answer: C

Diff: 2 Page Ref: 43/43

Topic: Opportunity Cost

Skill: Graphing

Objective: LO1: Use a production possibilities frontier to analyze opportunity costs and trade-offs

AACSB: Analytic Skills

Special Feature: None

46) **Refer to Figure 2-5.** If the economy is currently producing at point X, what is the opportunity cost of moving to point W?

- A) 3 million tons of steel
- B) 19 million tons of steel
- C) 5 million tons of paper
- D) 9 million tons of paper

Answer: A

Diff: 1 Page Ref: 43/43

Topic: Opportunity Cost

Skill: Graphing

Objective: LO1: Use a production possibilities frontier to analyze opportunity costs and trade-offs

AACSB: Analytic Skills

Special Feature: None

47) A student comments to his roommate that the only way he will be able to pass his final exams is to not sleep for the next three days. This statement suggests that

- A) students are more concerned about good grades than good health.
- B) society should value sleep more highly than good grades.
- C) there is a trade-off between studying and sleep.
- D) society should value good grades more highly than sleep because students can catch up on their sleep once final exams are over.

Answer: C

Comment: Recurring

Diff: 2 Page Ref: 43/43

Topic: Opportunity Cost

Objective: LO1: Use a production possibilities frontier to analyze opportunity costs and trade-offs

AACSB: Reflective Thinking

Special Feature: None

48) Suppose your expenses for this term are as follows: tuition: \$5,000, room and board: \$3,000, books and other educational supplies: \$500. Further, during the term, you can only work part-time and earn \$4,000 instead of your full-time salary of \$10,000. What is the opportunity cost of going to college this term, assuming that your room and board expenses would be the same even if you did not go to college?

A) \$5,500

B) \$8,500

C) \$11,500

D) \$14,500

Answer: C

Comment: Recurring

Diff: 3 Page Ref: 43/43

Topic: Opportunity Cost

Objective: LO1: Use a production possibilities frontier to analyze opportunity costs and trade-offs

AACSB: Analytic Skills

Special Feature: None

- 49) The opportunity cost of taking an on-line history class is
- A) the knowledge and enjoyment you receive from taking the class.
  - B) the value of the time spent on line.
  - C) equal to the highest value of an alternative use of the time and money spent on the class.
  - D) zero because there is no classroom time involved if you are enrolled in the course.
  - E) the cost of tuition and fees only.

Answer: C

Comment: Recurring

Diff: 2 Page Ref: 43/43

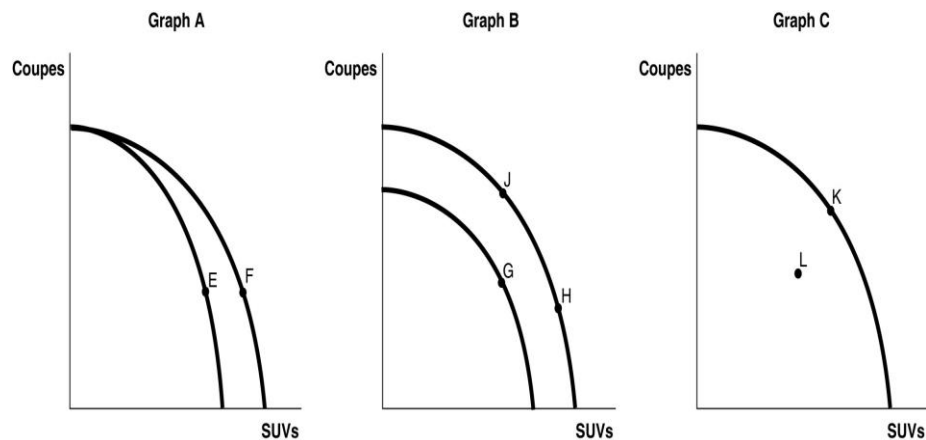
Topic: Opportunity Cost

Objective: LO1: Use a production possibilities frontier to analyze opportunity costs and trade-offs

AACSB: Reflective Thinking

Special Feature: None

**Figure 2-6**



German auto producer BMW currently produces two types of automobiles sports utility vehicles, (SUVs) and coupes, in its U.S. plant. Since it opened in 1994, the company had made and continues to make several strategic production decisions. Figure 2-6 shows changes to its production possibilities frontier in response to some of these production strategies.

50) **Refer to Figure 2-6.** Between 1995 and 2003, worker productivity increased so that the total number of vehicles produced increased as the company added more machinery, workers and changed the layout of the factory. This is best represented by the

- A) movement from *E* to *F* in Graph A.
- B) movement from *G* to *H* in Graph B.
- C) movement from *K* to *L* in Graph C.
- D) movement from *J* to *H* in Graph B.

Answer: B

Diff: 2 Page Ref: 56/56

Topic: Economic Growth

Skill: Graphing

Objective: LO1: Use a production possibilities frontier to analyze opportunity costs and trade-offs

AACSB: Reflective Thinking

Special Feature: An Inside LOOK: Detroit Challenges Hybrids with New Technology

51) **Refer to Figure 2-6.** In response to changing consumer demands, BMW has cut back on the production of SUVs and increased its production of coupes. This strategy is best represented by

- A) movement from *E* to *F* in Graph A.
- B) movement from *G* to *H* in Graph B.
- C) movement from *K* to *L* in Graph C.
- D) movement from *H* to *J* in Graph B.

Answer: D

Diff: 2 Page Ref: 56/56

Topic: Opportunity Cost

Skill: Graphing

Objective: LO1: Use a production possibilities frontier to analyze opportunity costs and trade-offs

AACSB: Reflective Thinking

Special Feature: An Inside LOOK: Detroit Challenges Hybrids with New Technology

52) **Refer to Figure 2-6.** In 2005, the company had to shut down a portion of its facility as it worked on remodeling the facility to merge two of its separate assembly lines in preparation for the production of a new model. The production decision to shut down temporarily will result in a

- A) movement from *E* to *F* in Graph A.
- B) movement from *G* to *H* in Graph B.
- C) movement from *K* to *L* in Graph C.
- D) movement from *J* to *H* in Graph B.

Answer: C

Diff: 2 Page Ref: 56/56

Topic: Economic Growth

Skill: Graphing

Objective: LO1: Use a production possibilities frontier to analyze opportunity costs and trade-offs

AACSB: Reflective Thinking

Special Feature: An Inside LOOK: Detroit Challenges Hybrids with New Technology

53) If the price of a good or service rises, households have to choose whether to buy less of that good or service or spend less on other goods and services. Studies have shown that when the price of health care rises,

A) people cut back on their spending of medical services.

B) people continue to consume the same amount of medical services and reduce spending on other goods and services, because medical services are viewed as a necessity.

C) people consume more medical services because these services are viewed as being more valuable, and they significantly reduce spending on other goods and services.

D) there is no correlation between the rising prices of medical services and the quantity of these services consumed.

Answer: A

Diff: 2 Page Ref: 41/41

Topic: Opportunity Cost

Objective: LO1: Use a production possibilities frontier to analyze opportunity costs and trade-offs

AACSB: Reflective Thinking

Special Feature: Making the Connection: Facing Trade-Offs in Health Care Spending

54) An increase in the unemployment rate may be represented as a movement from a point on the production possibilities frontier to a point inside the frontier.

Answer: TRUE

Comment: Recurring

Diff: 2 Page Ref: 43/43

Topic: Economic Growth

Objective: LO1: Use a production possibilities frontier to analyze opportunity costs and trade-offs

AACSB: Reflective Thinking

Special Feature: None

55) If a country is producing efficiently and is on the production possibilities frontier, the only way to produce more of one good is with an advance in technology.

Answer: FALSE

Comment: Recurring

Diff: 1 Page Ref: 43/43

Topic: Economic Growth

Objective: LO1: Use a production possibilities frontier to analyze opportunity costs and trade-offs

AACSB: Reflective Thinking

Special Feature: None



56) Consider a country that produces only two goods: pineapples and tractors. Suppose it is possible for this country to increase its production of pineapples without producing fewer tractors. In this case, its current output combination is inefficient.

Answer: TRUE

Comment: Recurring

Diff: 2 Page Ref: 39/39

Topic: Production Possibilities Frontiers

Objective: LO1: Use a production possibilities frontier to analyze opportunity costs and trade-offs

AACSB: Reflective Thinking

Special Feature: None

57) Any output combination inside a production possibility frontier is associated with unused or underutilized resources.

Answer: TRUE

Comment: Recurring

Diff: 1 Page Ref: 39/39

Topic: Production Possibilities Frontiers

Objective: LO1: Use a production possibilities frontier to analyze opportunity costs and trade-offs

AACSB: Reflective Thinking

Special Feature: None

58) An increase in population shifts the production possibility frontier inwards over time.

Answer: FALSE

Comment: Recurring

Diff: 1 Page Ref: 43/43

Topic: Economic Growth

Objective: LO1: Use a production possibilities frontier to analyze opportunity costs and trade-offs

AACSB: Reflective Thinking

Special Feature: None

59) If additional units of a good could be produced at a constant opportunity cost, the production possibility frontier would be linear.

Answer: TRUE

Comment: Recurring

Diff: 2 Page Ref: 42/42

Topic: Opportunity Cost

Objective: LO1: Use a production possibilities frontier to analyze opportunity costs and trade-offs

AACSB: Reflective Thinking

Special Feature: None

60) On a diagram of a production possibility frontier, opportunity cost is represented by the slope of the production possibility frontier

Answer: TRUE

Comment: Recurring

Diff: 2 Page Ref: 39/39

Topic: Opportunity Cost

Objective: LO1: Use a production possibilities frontier to analyze opportunity costs and trade-offs

AACSB: Reflective Thinking

Special Feature: None

61) To increase gas mileage, automobile manufacturers make cars small and light. Large cars absorb more of the impact of an accident than small cars but yield lower gas mileage. These facts suggest that a positive relationship exists between safety and gas mileage.

Answer: FALSE

Diff: 2 Page Ref: 37/37

Topic: Production Possibilities Frontiers

Objective: LO1: Use a production possibilities frontier to analyze opportunity costs and trade-offs

AACSB: Reflective Thinking

Special Feature: Economics in YOUR LIFE!: The Trade-off When You Buy a Car

62) How are efficiency and inefficiency represented on a production possibilities frontier?

Answer: Efficiency is represented by points along the production possibilities frontier.

Inefficiency is represented by points inside the production possibilities frontier.

Comment: Recurring

Diff: 2 Page Ref: 39/39

Topic: Production Possibilities Frontiers

Objective: LO1: Use a production possibilities frontier to analyze opportunity costs and trade-offs

AACSB: Reflective Thinking

Special Feature: None

63) What does the term "increasing marginal opportunity cost" mean? How are increasing marginal opportunity costs represented on a bowed out production possibilities frontier?

Answer: Increasing marginal opportunity costs means that as more and more of a product is made, the opportunity cost of making each additional unit rises. They are represented by moving down a bowed out production possibilities frontier.

Comment: Recurring

Diff: 2 Page Ref: 42/42

Topic: Opportunity Cost

Objective: LO1: Use a production possibilities frontier to analyze opportunity costs and trade-offs

AACSB: Reflective Thinking

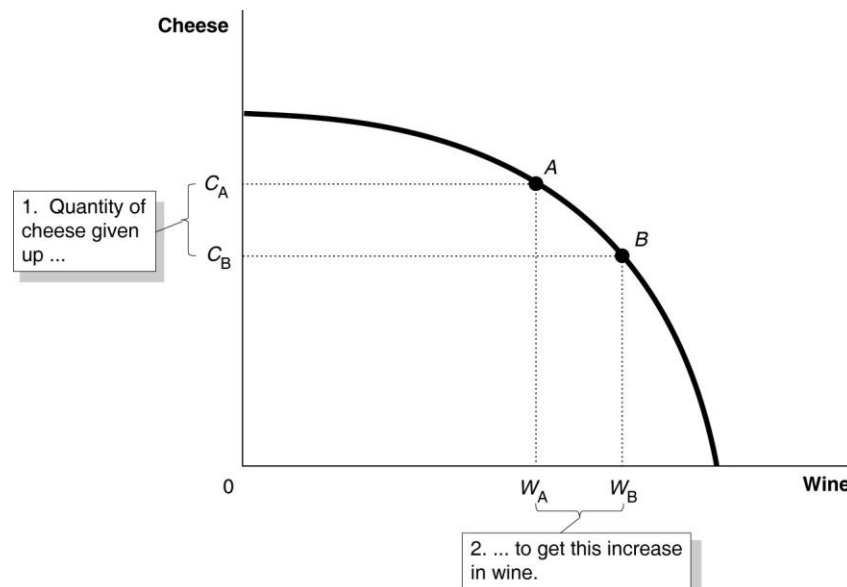
Special Feature: None

64) a. Draw a production possibilities frontier for a country that produces two goods, wine and cheese. Assume that resources are not equally suited to both tasks.

b. Define opportunity costs.

c. Use your production possibilities frontier graph to demonstrate the principle of opportunity costs.

Answer: a. The PPF is concave (bowed away from the origin) to reflect the fact that resources are not equally suited to both tasks.



b. Opportunity cost is defined as the highest valued alternative that must be forgone by taking an action.

c. In the PPF graph in part (a), suppose the country is currently producing at point A and wishes to move to point B so that it can produce more wine. The only way it can obtain more wine is to give up some amount of cheese.

Comment: Recurring

Diff: 2 Page Ref: 42/42

Topic: Production Possibilities Frontiers

Skill: Graphing

Objective: LO1: Use a production possibilities frontier to analyze opportunity costs and trade-offs

AACSB: Analytic Skills

Special Feature: None

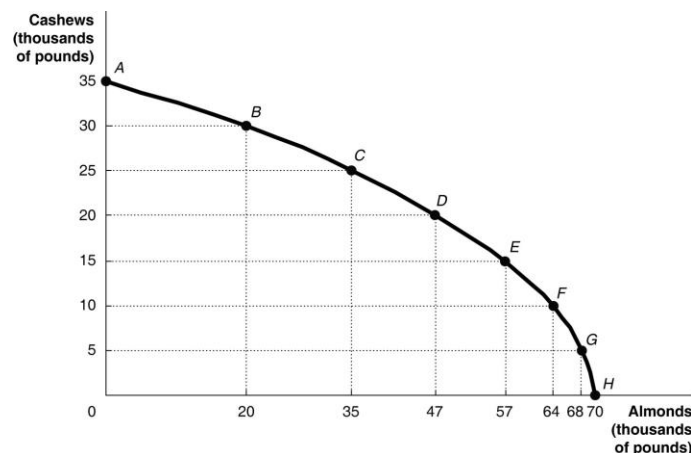
**Table 2-2**

Possible Output Combinations	Cashews (thousands of pounds)	Almonds (thousands of pounds)
A	35	0
B	30	20
C	25	35
D	20	47
E	15	57
F	10	64
G	5	68
H	0	70

65) **Refer to Table 2-2.** The Nut House produces only cashews and almonds. The table above shows the maximum possible output combinations of the two nuts using all resources and currently available technology.

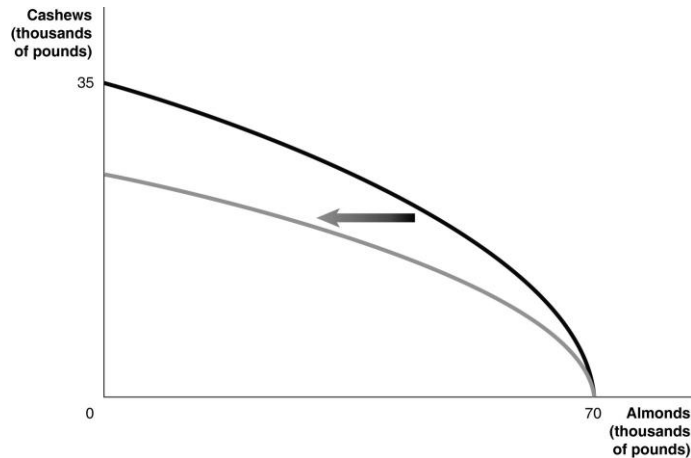
- Graph The Nut House's production possibilities frontier. Put almonds on the horizontal axis and cashews on the vertical axis. Be sure to identify the output combination points on your diagram.
- Suppose The Nut House is currently producing at point C. What is the opportunity cost of producing an additional 12,000 pounds of almonds?
- Suppose The Nut House is currently producing at point C. What happens to the opportunity cost of producing more and more almonds? Does it increase, decrease or remain constant? Explain your answer.
- Suppose The Nut House is currently producing at point F. What happens to the opportunity cost of producing more and more cashews? Does it increase, decrease or remain constant? Explain your answer.
- Suppose The Nut House is plagued by a variety of white root-rot disease, which destroys cashew trees but not almond trees. Show in a graph what happens to its PPF.

Answer: a.



- 5,000 pounds of cashews

- c. It increases. For example to move to *D*, The Nut House has to give up 5,000 pounds of cashews to produce an additional 10,000 pounds of almonds. For each additional 5,000 pounds of cashews foregone, the payoff in terms of almonds gets progressively smaller.
- d. It increases. Each time it wants to produce an additional 5,000 pounds of cashews, more and more almonds must be given up.
- e.



Diff: 3 Page Ref: 40/40

Topic: Production Possibilities Frontiers

Skill: Graphing

Objective: LO1: Use a production possibilities frontier to analyze opportunity costs and trade-offs

AACSB: Analytic Skills

Special Feature: Solved Problem: Drawing a Production Possibilities Frontier for Rosie's Boston Bakery

## 2.2 Comparative Advantage and Trade

1) If you can produce more of something than others with the same resources, you have

- A) a comparative advantage.
- B) an absolute advantage.
- C) an efficient production system.
- D) a free-market economy.

Answer: B

Comment: Recurring

Diff: 1 Page Ref: 46/46

Topic: Absolute Advantage

Objective: LO2: Understand comparative advantage and explain how it is the basis for trade

AACSB: Reflective Thinking

Special Feature: None

**Table 2-3**

	<b>George</b>	<b>Jack</b>
Lawns Mowed	10	6
Gardens Cultivated	5	4

Table 2-3 shows the output per day of two gardeners, George and Jack. They can either devote their time to mowing lawns or cultivating gardens.

2) **Refer to Table 2-3.** Which of the following statements is true?

- A) Jack has an absolute advantage in both tasks.
- B) George has an absolute advantage in both tasks.
- C) Jack has an absolute advantage in lawn mowing and George in garden cultivating.
- D) Jack has an absolute advantage in garden cultivating and George in lawn mowing.

Answer: B

Comment: Recurring

Diff: 1 Page Ref: 45/45

Topic: Absolute Advantage

Objective: LO2: Understand comparative advantage and explain how it is the basis for trade

AACSB: Analytic Skills

Special Feature: None

3) **Refer to Table 2-3.** What is Jack's opportunity cost of mowing a lawn?

- A) half a garden cultivated
- B) two lawns mowed
- C) two-thirds of a garden cultivated
- D) one and a half lawns mowed

Answer: C

Comment: Recurring

Diff: 2 Page Ref: 45/45

Topic: Opportunity Cost

Objective: LO2: Understand comparative advantage and explain how it is the basis for trade

AACSB: Analytic Skills

Special Feature: None

4) **Refer to Table 2-3.** What is Jack's opportunity cost of cultivating a garden?

- A) half a garden cultivated
- B) two lawns mowed
- C) two-thirds of a garden cultivated.
- D) one and a half lawns mowed

Answer: D

Comment: Recurring

Diff: 2 Page Ref: 45/45

Topic: Opportunity Cost

Objective: LO2: Understand comparative advantage and explain how it is the basis for trade

AACSB: Analytic Skills

Special Feature: None

5) **Refer to Table 2-3.** What is George's opportunity cost of mowing a lawn?

- A) half a garden cultivated
- B) two lawns mowed
- C) two-thirds of a garden cultivated.
- D) one and a half lawns mowed

Answer: A

Comment: Recurring

Diff: 2 Page Ref: 45/45

Topic: Opportunity Cost

Objective: LO2: Understand comparative advantage and explain how it is the basis for trade

AACSB: Analytic Skills

Special Feature: None

6) **Refer to Table 2-3.** What is George's opportunity cost of cultivating a garden?

- A) half a garden cultivated
- B) two lawns mowed
- C) two-thirds of a garden cultivated
- D) one and a half lawns mowed

Answer: B

Comment: Recurring

Diff: 2 Page Ref: 45/45

Topic: Opportunity Cost

Objective: LO2: Understand comparative advantage and explain how it is the basis for trade

AACSB: Analytic Skills

Special Feature: None

7) **Refer to Table 2-3.** Which of the following statements is true?

- A) Jack has a comparative advantage in both tasks.
- B) George has a comparative advantage in both tasks.
- C) Jack has a comparative advantage in lawn mowing and George in garden cultivating.
- D) Jack has a comparative advantage in garden cultivating and George in lawn mowing.

Answer: D

Comment: Recurring

Diff: 3 Page Ref: 45/45

Topic: Comparative Advantage

Objective: LO2: Understand comparative advantage and explain how it is the basis for trade

AACSB: Analytic Skills

Special Feature: None

8) Comparative advantage means

- A) the ability to produce more of a product with the same amount of resources than any other producer.
- B) the ability to produce a good or service at a lower opportunity cost than any other producer.
- C) the ability to produce a good or service at a higher opportunity cost than any other producer.
- D) compared to others you are better at producing a product.

Answer: B

Comment: Recurring

Diff: 1 Page Ref: 47/47

Topic: Comparative Advantage

Objective: LO2: Understand comparative advantage and explain how it is the basis for trade

AACSB: Reflective Thinking

Special Feature: None



9) Specializing in the production of a good or service in which one has a comparative advantage enables a country to do which of the following?

- A) never have to engage in trade with other nations.
- B) increase the variety of products that it can produce with a decrease in resources.
- C) consume a combination of goods that lies outside its own production possibilities frontier.
- D) produce a combination of goods that lies outside its own production possibilities frontier.

Answer: C

Comment: Recurring

Diff: 3 Page Ref: 47/47

Topic: Specialization

Objective: LO2: Understand comparative advantage and explain how it is the basis for trade

AACSB: Reflective Thinking

Special Feature: None

10) For each watch that Switzerland produces, it gives up the opportunity to make 50 pounds of chocolate. Germany can produce 1 watch for every 100 pounds of chocolate it produces. Which of the following is true about the comparative advantage between the two countries?

- A) Switzerland has the comparative advantage in chocolate.
- B) Switzerland has the comparative advantage in watches.
- C) Germany has the comparative advantage in watches and chocolate.
- D) Germany has the comparative advantage in watches.

Answer: B

Comment: Recurring

Diff: 2 Page Ref: 47/47

Topic: Comparative Advantage

Objective: LO2: Understand comparative advantage and explain how it is the basis for trade

AACSB: Analytic Skills

Special Feature: None

**Figure 2-7**

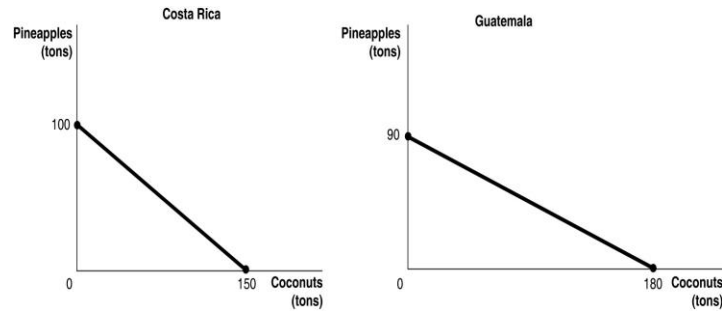


Figure 2-7 shows the production possibilities frontiers for Costa Rica and Guatemala. Each country produces two goods, pineapples and coconuts.

11) **Refer to Figure 2-7.** What is the opportunity cost of producing 1 ton of coconuts in Costa Rica?

- A)  $\frac{3}{8}$  of a ton of pineapples
- B)  $\frac{2}{3}$  of a ton of pineapples
- C)  $1\frac{1}{2}$  tons of pineapples
- D) 100 tons of pineapples

Answer: B

Comment: Recurring

Diff: 2 Page Ref: 46-47/46-47

Topic: Opportunity Cost

Skill: Graphing

Objective: LO2: Understand comparative advantage and explain how it is the basis for trade

AACSB: Analytic Skills

Special Feature: None

12) **Refer to Figure 2-7.** What is the opportunity cost of producing 1 ton of coconuts in Guatemala?

- A)  $\frac{1}{2}$  of a ton of pineapples
- B)  $1\frac{1}{3}$  tons of pineapples
- C) 2 tons of pineapples
- D) 90 tons of pineapples

Answer: A

Comment: Recurring

Diff: 2 Page Ref: 46-47/46-47

Topic: Opportunity Cost

Skill: Graphing

Objective: LO2: Understand comparative advantage and explain how it is the basis for trade

AACSB: Analytic Skills

Special Feature: None

13) **Refer to Figure 2-7.** What is the opportunity cost of producing 1 ton of pineapples in Costa Rica?

- A) 3/8 of a ton of coconuts
- B) 2/3 of a ton of coconuts
- C) 1 1/2 tons of coconuts
- D) 100 tons of coconuts

Answer: C

Comment: Recurring

Diff: 2 Page Ref: 46-47/46-47

Topic: Opportunity Cost

Skill: Graphing

Objective: LO2: Understand comparative advantage and explain how it is the basis for trade

AACSB: Analytic Skills

Special Feature: None

14) **Refer to Figure 2-7.** What is the opportunity cost of producing 1 ton of pineapples in Guatemala?

- A) 1/2 of a ton of coconuts
- B) 1 1/3 tons of coconuts
- C) 2 tons of coconuts
- D) 180 tons of coconuts

Answer: C

Comment: Recurring

Diff: 2 Page Ref: 46-47/46-47

Topic: Opportunity Cost

Skill: Graphing

Objective: LO2: Understand comparative advantage and explain how it is the basis for trade

AACSB: Analytic Skills

Special Feature: None

15) **Refer to Figure 2-7.** Which country has a comparative advantage in the production of coconuts?

- A) Guatemala
- B) They have equal productive abilities.
- C) Costa Rica
- D) neither country

Answer: A

Comment: Recurring

Diff: 2 Page Ref: 46-47/46-47

Topic: Comparative Advantage

Skill: Graphing

Objective: LO2: Understand comparative advantage and explain how it is the basis for trade

AACSB: Analytic Skills

Special Feature: None

16) **Refer to Figure 2-7.** Which country has a comparative advantage in the production of pineapples?

- A) Guatemala
- B) They have equal productive abilities.
- C) Costa Rica
- D) neither country

Answer: C

Comment: Recurring

Diff: 2 Page Ref: 46-47/46-47

Topic: Comparative Advantage

Skill: Graphing

Objective: LO2: Understand comparative advantage and explain how it is the basis for trade

AACSB: Analytic Skills

Special Feature: None

17) **Refer to Figure 2-7.** If the two countries have the same amount of resources and the same technological knowledge, which country has an absolute advantage in the production of both pineapples and coconuts?

- A) Guatemala
- B) neither country
- C) Costa Rica
- D) cannot be determined

Answer: B

Comment: Recurring

Diff: 2 Page Ref: 46-47/46-47

Topic: Absolute Advantage

Skill: Graphing

Objective: LO2: Understand comparative advantage and explain how it is the basis for trade

AACSB: Analytic Skills

Special Feature: None

18) Individuals who have never been the best at doing anything

- A) cannot have a comparative advantage in producing any product.
- B) can still have a comparative advantage in producing some product.
- C) perform all tasks at a higher opportunity cost than others.
- D) must have an absolute advantage in at least ones task.

Answer: B

Comment: Recurring

Diff: 2 Page Ref: 46-47/46-47

Topic: Comparative Advantage

Objective: LO2: Understand comparative advantage and explain how it is the basis for trade

AACSB: Reflective Thinking

Special Feature: None

**Table 2-4**

	<b>One Cell Phone</b>	<b>Lumber (per board foot)</b>
Estonia	40 hours	8 hours
Finland	16 hours	4 hours

Table 2-4 shows the number of labor hours required to produce a cell phone and a board foot of lumber in Estonia and Finland.

19) **Refer to Table 2-4.** Does either Estonia or Finland have an absolute advantage and if so, in what product?

- A) Finland has an absolute advantage in lumber.
- B) Estonia has an absolute advantage in lumber.
- C) Finland has an absolute advantage in both products.
- D) Estonia has an absolute advantage in cell phones.

Answer: C

Diff: 1 Page Ref: 48/48

Topic: Absolute Advantage

Objective: LO2: Understand comparative advantage and explain how it is the basis for trade

AACSB: Analytic Skills

Special Feature: Solved Problem: Comparative Advantage and the Gains from Trade

20) **Refer to Table 2-4.** What is Estonia's opportunity cost of producing one cell phone?

- A) 0.2 board feet of lumber
- B) 5 board feet of lumber
- C) 8 board feet of lumber
- D) 32 board feet of lumber

Answer: B

Diff: 2 Page Ref: 48/48

Topic: Opportunity Cost

Objective: LO2: Understand comparative advantage and explain how it is the basis for trade

AACSB: Analytic Skills

Special Feature: Solved Problem: Comparative Advantage and the Gains from Trade

21) **Refer to Table 2-4.** What is Finland's opportunity cost of producing one cell phone?

- A) 0.25 board feet of lumber
- B) 4 board feet of lumber
- C) 12 board feet of lumber
- D) 16 board feet of lumber

Answer: B

Diff: 2 Page Ref: 48/48

Topic: Opportunity Cost

Objective: LO2: Understand comparative advantage and explain how it is the basis for trade

AACSB: Analytic Skills

Special Feature: Solved Problem: Comparative Advantage and the Gains from Trade

22) **Refer to Table 2-4.** What is Estonia's opportunity cost of producing one board foot of lumber?

- A) 0.2 cell phones
- B) 5 cell phones
- C) 8 cell phones
- D) 32 cell phones

Answer: A

Diff: 2 Page Ref: 48/48

Topic: Opportunity Cost

Objective: LO2: Understand comparative advantage and explain how it is the basis for trade

AACSB: Analytic Skills

Special Feature: Solved Problem: Comparative Advantage and the Gains from Trade

23) **Refer to Table 2-4.** What is Finland's opportunity cost of producing one board foot of lumber?

- A) 0.25 cell phones
- B) 4 cell phones
- C) 12 cell phones
- D) 16 cell phones

Answer: A

Diff: 2 Page Ref: 48/48

Topic: Opportunity Cost

Objective: LO2: Understand comparative advantage and explain how it is the basis for trade

AACSB: Analytic Skills

Special Feature: Solved Problem: Comparative Advantage and the Gains from Trade

24) **Refer to Table 2-4.** Estonia has a comparative advantage in the production of

- A) both products.
- B) lumber.
- C) cell phones.
- D) neither product.

Answer: B

Diff: 2 Page Ref: 48/48

Topic: Comparative Advantage

Objective: LO2: Understand comparative advantage and explain how it is the basis for trade

AACSB: Analytic Skills

Special Feature: Solved Problem: Comparative Advantage and the Gains from Trade

25) **Refer to Table 2-4.** Finland has a comparative advantage in the production of

- A) both products.
- B) lumber.
- C) cell phones.
- D) neither product.

Answer: C

Diff: 2 Page Ref: 48/48

Topic: Comparative Advantage

Objective: LO2: Understand comparative advantage and explain how it is the basis for trade

AACSB: Analytic Skills

Special Feature: Solved Problem: Comparative Advantage and the Gains from Trade

26) **Refer to Table 2-4.** If the two countries specialize and trade, who should export lumber?

- A) There is no basis for trade between the two countries.
- B) Estonia
- C) Finland
- D) They should both be exporting lumber.

Answer: B

Diff: 1 Page Ref: 48/48

Topic: Specialization

Objective: LO2: Understand comparative advantage and explain how it is the basis for trade

AACSB: Analytic Skills

Special Feature: Solved Problem: Comparative Advantage and the Gains from Trade

27) **Refer to Table 2-4.** If the two countries specialize and trade, who should export cell phones?

- A) There is no basis for trade between the two countries.
- B) Estonia
- C) Finland
- D) They should both be importing cell phones.

Answer: C

Diff: 1 Page Ref: 48/48

Topic: Specialization

Objective: LO2: Understand comparative advantage and explain how it is the basis for trade

AACSB: Analytic Skills

Special Feature: Solved Problem: Comparative Advantage and the Gains from Trade

28) If the best lawyer in town is also the best at operating a word processor, then according to economic reasoning, this person should

- A) split her time evenly between being a lawyer and a word processor.
- B) specialize in being a lawyer because its opportunity cost is lower.
- C) should pursue the activity she enjoys more.
- D) specialize in being a word processor because it is more capital-intensive.

Answer: B

Comment: Recurring

Diff: 1 Page Ref: 46-47/46-47

Topic: Specialization

Objective: LO2: Understand comparative advantage and explain how it is the basis for trade

AACSB: Reflective Thinking

Special Feature: None

29) Izzy Amador is a highly talented tattoo artist. She has chosen to specialize in photography because of all of the following *except*.

- A) her tattoos are highly esteemed by tattoo lovers who are willing to pay very high prices.
- B) for her, this is the most lucrative way to purchase the products that she wants to consume.
- C) her opportunity cost of pursuing another career is very low.
- D) she obviously has a comparative advantage in tattoo art.

Answer: C

Comment: Recurring

Diff: 3 Page Ref: 46-47/46-47

Topic: Specialization

Objective: LO2: Understand comparative advantage and explain how it is the basis for trade

AACSB: Reflective Thinking

Special Feature: None

30) If Blake can pick more cherries in one hour than Cody, then Blake has a comparative advantage in cherry picking.

Answer: FALSE

Comment: Recurring

Diff: 2 Page Ref: 46/46

Topic: Comparative Advantage

Objective: LO2: Understand comparative advantage and explain how it is the basis for trade

AACSB: Reflective Thinking

Special Feature: None

31) The basis for trade is absolute advantage, not comparative advantage.

Answer: FALSE

Comment: Recurring

Diff: 2 Page Ref: 47/47

Topic: Comparative Advantage

Objective: LO2: Understand comparative advantage and explain how it is the basis for trade

AACSB: Reflective Thinking

Special Feature: None



32) If a country produces only two goods, then it is not possible to have a comparative advantage in the production of both those goods.

Answer: TRUE

Diff: 2 Page Ref: 47/47

Topic: Comparative Advantage

Objective: LO2: Understand comparative advantage and explain how it is the basis for trade

AACSB: Reflective Thinking

Special Feature: None

33) In a two-good, two country world, if one country has an absolute advantage in the production of both goods, it can still benefit by trading with the other country.

Answer: TRUE

Comment: Recurring

Diff: 2 Page Ref: 47/47

Topic: Absolute Advantage

Objective: LO2: Understand comparative advantage and explain how it is the basis for trade

AACSB: Reflective Thinking

Special Feature: None

34) If the opportunity cost of producing more of one good increases as more of that good is produced, then the production method is inefficient.

Answer: FALSE

Comment: Recurring

Diff: 2 Page Ref: 47/47

Topic: Opportunity Cost

Objective: LO2: Understand comparative advantage and explain how it is the basis for trade

AACSB: Reflective Thinking

Special Feature: None

35) It is not possible to have a comparative advantage in producing a good or service without having an absolute advantage.

Answer: FALSE

Diff: 2 Page Ref: 47/47

Topic: Comparative Advantage

Objective: LO2: Understand comparative advantage and explain how it is the basis for trade

AACSB: Reflective Thinking

Special Feature: Don't Let This Happen to YOU!: Don't Confuse Absolute Advantage and Comparative Advantage

36) Is it possible for a firm to have a comparative advantage in producing something without having an absolute advantage? Why or why not?

Answer: Yes, a firm can have a comparative advantage without having an absolute advantage if it can produce a good or service at a lower opportunity cost than competitors, even if it is not able to produce more of the good or service than its competitors.

Comment: Recurring

Diff: 2 Page Ref: 46/46

Topic: Comparative Advantage

Objective: LO2: Understand comparative advantage and explain how it is the basis for trade

AACSB: Reflective Thinking

Special Feature: None

37) Should countries specialize in producing goods and services based on having a comparative advantage or an absolute advantage? Why?

Answer: Countries should specialize in producing products based on comparative advantage because this allows countries to produce those products and services at a lower opportunity cost than competitors.

Comment: Recurring

Diff: 2 Page Ref: 46/46

Topic: Specialization

Objective: LO2: Understand comparative advantage and explain how it is the basis for trade

AACSB: Reflective Thinking

Special Feature: None

**Table 2-5**

	<b>Cell Phone</b>	<b>Lumber (board feet)</b>
Estonia	20 hours	5 hours
Finland	18 hours	4 hours

38) **Refer to Table 2-5.** This table shows the number of labor hours required to produce a cell phone and a board foot of lumber in Estonia and Finland.

- Which country has an absolute advantage in the production of cell phones?
- Which country has an absolute advantage in the production of lumber?
- What is Estonia's opportunity cost of producing one cell phone?
- What is Finland's opportunity cost of producing one cell phone?
- What is Estonia's opportunity cost of producing one board foot of lumber?
- What is Finland's opportunity cost of producing one board foot of lumber?
- If each country specializes in the production of the product in which it has a comparative advantage, who should produce cell phones?
- If each country specializes in the production of the product in which it has a comparative advantage, who should produce lumber?

Answer:

- Finland has an absolute advantage in the production of cell phones.
- Finland has an absolute advantage in lumber production.
- Estonia's the opportunity cost of producing one cell phone is 4 board feet of lumber.
- Finland's opportunity cost of producing one cell phone is 4.5 board feet of lumber
- Estonia's opportunity cost of one board foot of lumber is 0.25 units of a cell phone.
- Finland's opportunity cost of one board foot of lumber is 0.22 units of a cell phone.
- Estonia should specialize in producing cell phones.
- Finland should specialize in producing lumber.

Comment: Recurring

Diff: 3 Page Ref: 45/45

Topic: Specialization

Objective: LO2: Understand comparative advantage and explain how it is the basis for trade

AACSB: Analytic Skills

Special Feature: None

**Table 2-6**

	<b>Cell Phone</b>	<b>Lumber (board foot )</b>
Estonia	20 hours	5 hours
Finland	18 hours	4 hours

39) **Refer to Table 2-6.** This table shows the number of labor hours required to produce a cell phone and a board foot of lumber in Estonia and Finland.

- If each country has a total of 3,600 labor hours to devote to the production of the two goods, draw the production possibilities frontier for each country. Put "Cell Phone" on the horizontal axis and "Lumber" on the vertical axis. Be sure to identify the intercept values on your graphs.
- Suppose each country allocates 55% its labor hours to lumber production and 45% to the production of cell phones. Complete Table 2-7 below to show each country's output of the two products.

**Table 2-7: Production and Consumption with no Trade**

	<b>Cell Phone Output</b>	<b>Lumber Output (board feet)</b>
Estonia		
Finland		
<b>Total</b>		

- If the two countries do not trade and consume whatever they produce, identify the current production and consumption point for each country on their respective production possibilities frontiers. Label Estonia's consumption point "*E*" and Finland's consumption point, "*F*".
- Suppose the two countries specialize and trade. Who should produce cell phones and who should produce lumber? Explain your answer.
- Complete Table 2-8 below to show each country's output with specialization.

**Table 2-8: Output with Specialization**

	<b>Cell Phone Output</b>	<b>Lumber Output (board feet)</b>
Estonia		
Finland		
<b>Total</b>		

- Did specialization increase the combined output for the two countries without any increase in resources? If so, by how much?

g. Suppose Estonia and Finland agree to trade so that in exchange for 400 board feet of lumber, the exporter of lumber receives 90 cell phones. Complete Table 2-9 below to show each country's consumption bundle after trade.

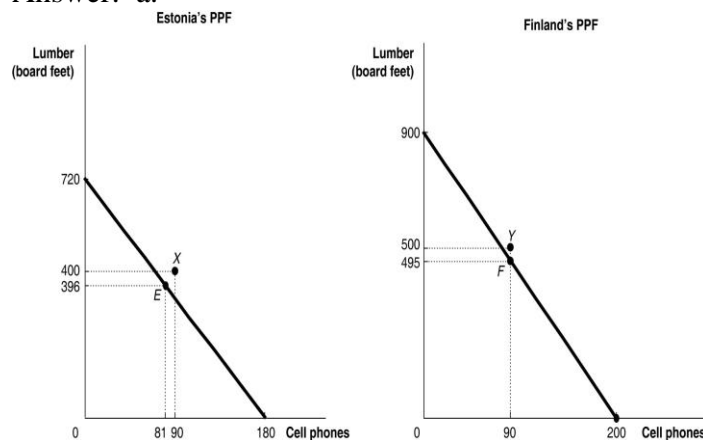
**Table 2-9: Consumption with Trade**

	Cell Phone	Lumber (board feet)
Estonia		
Finland		

h. Show the consumption points after trade on each country's production possibilities frontier. Label these points "X" for Estonia and "Y" for Finland.

i. Has trade made the two countries better off? Explain your answer.

Answer: a.



b.

**Table 2-7: Production and Consumption with no Trade**

	Cell Phone Output	Lumber Output (board feet)
Estonia	81	396
Finland	90	495
<b>Total</b>	171	891

c. See graph in part (a)

d. Estonia should specialize in producing cell phones because it has a lower opportunity cost: 4 board feet of lumber as opposed to Finland's 4.5 board feet of lumber. Finland should specialize in producing lumber because it has a lower opportunity cost: 0.22 units of a cell phone as opposed to Estonia's 0.25 units of a cell phone.

e.

**Table 2-8: Output with Specialization**

	<b>Cell Phone Output</b>	<b>Lumber output (board feet)</b>
Estonia	180	0
Finland	0	900
<b>Total</b>	180	900

f. Yes, cell phone output increased by 9 units (from 171 units to 180 units) and lumber output increased by 9 board feet (from 891 board feet to 900 board feet).

g.

**Table 2-9: Consumption with Trade**

	<b>Cell Phone</b>	<b>Lumber (board feet)</b>
Estonia	90	400
Finland	90	500

h. See graph in part (a)

i. Yes, trade has enabled the two countries to consume outside their PPFs. (Compare Table 2-9 with Table 2-7)

Diff: 3 Page Ref: 48/48

Topic: Specialization

Skill: Graphing

Objective: LO2: Understand comparative advantage and explain how it is the basis for trade

AACSB: Analytic Skills

Special Feature: Solved Problem: Comparative Advantage and the Gains from Trade

40) Suppose in the United States, the opportunity cost of producing a motor engine is 4 auto bodies. In Canada, the opportunity cost of producing a motor engine is 2 auto bodies.

- a. What is the opportunity cost of producing an auto body for the United States?
- b. What is the opportunity cost of producing an auto body for Canada?
- c. Which country has a comparative advantage in the production of auto bodies?
- d. Which country has a comparative advantage in the production of motor engines?

Answer:

- a. For the United States, the opportunity cost of producing an auto body is 1/4 of a motor engine.
- b. For Canada, the opportunity cost of producing an auto body is 1/2 of a motor engine.
- c. The United States has a comparative advantage in the production of auto bodies.
- d. Canada has a comparative advantage in the production of motor engines.

Comment: Recurring

Diff: 3 Page Ref: 46-47/46-47

Topic: Opportunity Cost

Objective: LO2: Understand comparative advantage and explain how it is the basis for trade

AACSB: Analytic Skills

Special Feature: None

### 2.3 The Market System

1) Which of the following is a factor of production?

- A) a sofa produced by a furniture manufacturer
- B) 20 shares of Microsoft stock
- C) the janitor at the local elementary school
- D) \$500 in cash

Answer: D

Comment: Recurring

Diff: 2 Page Ref: 50/50

Topic: Factors of Production

Objective: LO3: Explain the basic idea of how a market system works.

AACSB: Reflective Thinking

Special Feature: None

2) An example of a factor of production is

- A) a car produced by an auto manufacturer.
- B) a worker hired by an auto manufacturer.
- C) a loan granted to an auto manufacturer.
- D) the automobiles exported by an auto manufacturer.

Answer: B

Comment: Recurring

Diff: 2 Page Ref: 50/50

Topic: Factors of Production

Objective: LO3: Explain the basic idea of how a market system works.

AACSB: Reflective Thinking

Special Feature: None

- 3) If a vineyard wants to raise funds to purchase a new bottling machine, it does so in the
- A) factor market.
  - B) output market.
  - C) product market.
  - D) alcoholic beverages market.

Answer: A

Comment: Recurring

Diff: 1 Page Ref: 50/50

Topic: Markets

Objective: LO3: Explain the basic idea of how a market system works.

AACSB: Reflective Thinking

Special Feature: None

- 4) A worker is hired in a
- A) goods and services market.
  - B) product market.
  - C) government market.
  - D) factor market.

Answer: D

Comment: Recurring

Diff: 1 Page Ref: 50/50

Topic: Markets

Objective: LO3: Explain the basic idea of how a market system works.

AACSB: Reflective Thinking

Special Feature: None

- 5) When you purchase a new surfboard you do so in the
- A) resource market.
  - B) product market
  - C) input market
  - D) factor market

Answer: B

Comment: Recurring

Diff: 1 Page Ref: 50/50

Topic: Markets

Objective: LO3: Explain the basic idea of how a market system works.

AACSB: Reflective Thinking

Special Feature: None



6) The resource income earned by those who supply labor services is called

- A) wages and salaries.
- B) stock options.
- C) profit.
- D) bonus.

Answer: A

Comment: Recurring

Diff: 1 Page Ref: 50/50

Topic: Factors of Production

Objective: LO3: Explain the basic idea of how a market system works.

AACSB: Reflective Thinking

Special Feature: None

7) Which of the following statements about an entrepreneur is true?

- A) purchases other factors of production in the output market
- B) develops the vision for the firm and funds the producing unit
- C) sells his entrepreneurial services in the output market
- D) does not face personal risk

Answer: B

Comment: Recurring

Diff: 2 Page Ref: 50/50

Topic: Factors of Production

Objective: LO3: Explain the basic idea of how a market system works.

AACSB: Reflective Thinking

Special Feature: None

8) The circular flow model demonstrates

- A) the role of the government in overseeing the market system.
- B) the roles played by households and firms in the market system.
- C) how shortages and surpluses are eliminated in a market.
- D) how demand and supply for goods and services are brought into equilibrium.

Answer: B

Comment: Recurring

Diff: 2 Page Ref: 50-51/50-51

Topic: The Circular Flow of Income

Objective: LO3: Explain the basic idea of how a market system works.

AACSB: Reflective Thinking

Special Feature: None

9) Firms

- A) have no influence on the circular flow in a market economy.
- B) purchase resources in the product market.
- C) sell goods in the product market.
- D) sell resources in the factor market.

Answer: C

Comment: Recurring

Diff: 1 Page Ref: 50-51/50-51

Topic: The Circular Flow of Income

Objective: LO3: Explain the basic idea of how a market system works.

AACSB: Reflective Thinking

Special Feature: None

10) Households

- A) purchase final goods and services in the factor market.
- B) purchase final goods and services in the product market.
- C) purchase resources in the product market.
- D) purchase resources in the factor market.

Answer: B

Comment: Recurring

Diff: 1 Page Ref: 50-51/50-51

Topic: The Circular Flow of Income

Objective: LO3: Explain the basic idea of how a market system works.

AACSB: Reflective Thinking

Special Feature: None

11) In the circular flow model, households

- A) sell goods and services in the input market.
- B) and firms spend earnings from resource sales on goods and services in the factor market.
- C) hire resources sold by firms in the factor market.
- D) spend earnings from resource sales on goods and services in the product market.

Answer: D

Comment: Recurring

Diff: 1 Page Ref: 50-51/50-51

Topic: The Circular Flow of Income

Objective: LO3: Explain the basic idea of how a market system works.

AACSB: Reflective Thinking

Special Feature: None

- 12) Which of the following is *not* a flow in the circular flow model?
- A) the flow of goods and services and the flow of resources to produce goods and services
  - B) the flow of profit and the flow of revenue
  - C) the flow of income earned by households and the flow of expenditures incurred by households
  - D) the flow of revenue received by producers and the flow of payments to resource owners

Answer: B

Comment: Recurring

Diff: 2 Page Ref: 50-51/50-51

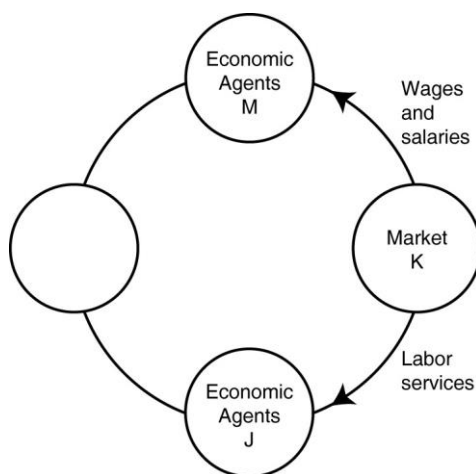
Topic: The Circular Flow of Income

Objective: LO3: Explain the basic idea of how a market system works.

AACSB: Reflective Thinking

Special Feature: None

**Figure 2-8**



- 13) **Refer to Figure 2-8.** In the circular flow diagram, market *K* represents

- A) households.
- B) product markets.
- C) firms.
- D) factor markets.

Answer: D

Comment: Recurring

Diff: 2 Page Ref: 50-51/50-51

Topic: The Circular Flow of Income

Objective: LO3: Explain the basic idea of how a market system works.

AACSB: Reflective Thinking

Special Feature: None

14) **Refer to Figure 2-8.** In the circular flow diagram, economic agents *M* represent

- A) households.
- B) product markets.
- C) firms.
- D) factor markets.

Answer: A

Comment: Recurring

Diff: 2 Page Ref: 50-51/50-51

Topic: The Circular Flow of Income

Objective: LO3: Explain the basic idea of how a market system works.

AACSB: Reflective Thinking

Special Feature: None

15) Which of the following are represented by the same flow in the circular flow model?

- A) the flow of goods and the flow of factors of production
- B) the flow of costs and the flow of revenue
- C) the flow of income earned from the sale of resources and the flow of expenditures on goods and services.
- D) the flow of income received by households and the flow of tax revenues paid by firms

Answer: B

Comment: Recurring

Diff: 2 Page Ref: 50-51/50-51

Topic: The Circular Flow of Income

Objective: LO3: Explain the basic idea of how a market system works.

AACSB: Reflective Thinking

Special Feature: None

16) Which of the following statements is true about a simple circular flow model?

- A) Producers are neither buyers nor sellers in the product market.
- B) Households are neither buyers nor sellers in the input market.
- C) Producers are buyers in the factors market.
- D) Households are sellers in the product market.

Answer: C

Comment: Recurring

Diff: 2 Page Ref: 50-51/50-51

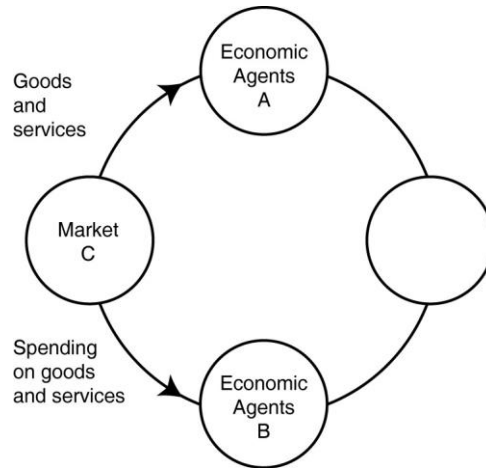
Topic: The Circular Flow of Income

Objective: LO3: Explain the basic idea of how a market system works.

AACSB: Reflective Thinking

Special Feature: None

**Figure 2-9**



17) **Refer to Figure 2-9.** In the circular flow diagram, who are economic agents *A* and who are economic agents *B*?

- A) *A* = firms; *B* = households
- B) *A* = households; *B* = firms
- C) *A* = households; *B* = factor markets
- D) *A* = firms; *B* = product markets

Answer: B

Comment: Recurring

Diff: 2 Page Ref: 50-51/50-51

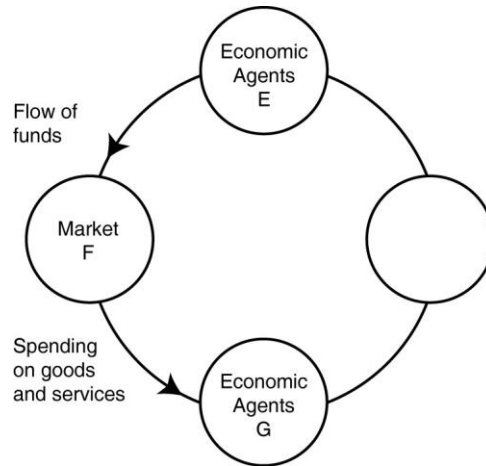
Topic: The Circular Flow of Income

Objective: LO3: Explain the basic idea of how a market system works.

AACSB: Reflective Thinking

Special Feature: None

**Figure 2-10**



18) **Refer to Figure 2-10.** One segment of the circular flow diagram in the Figure shows the flow of funds from market *F* to economic agents *G*. The funds represent spending on goods and services. What is market *F* and who are economic agents *G*?

- A) *F* = factor markets; *G* = households
- B) *F* = product markets; *G* = households
- C) *F* = factor markets; *G* = firms
- D) *F* = product markets; *G* = firms

Answer: D

Comment: Recurring

Diff: 2 Page Ref: 50-51/50-51

Topic: The Circular Flow of Income

Objective: LO3: Explain the basic idea of how a market system works.

AACSB: Reflective Thinking

Special Feature: None

19) Which of the following is an examples of spending on factors of production in the circular flow model?

- A) Tuan purchases a cappuccino at the student union.
- B) Laurence rents a car to drive to a wedding in San Diego.
- C) Yvette pays \$50 to join a softball league.
- D) The "Lucky Ducky" casino buys a new craps table for the casino floor.

Answer: D

Comment: Recurring

Diff: 2 Page Ref: 50-51/50-51

Topic: The Circular Flow of Income

Objective: LO3: Explain the basic idea of how a market system works.

AACSB: Reflective Thinking

Special Feature: None

20) All of the following are examples of spending on goods and services in the circular flow model *except*

- A) Amanda purchases a new electric guitar to pursue her hobby seriously.
- B) Chaitanya buys a new spa pedicure chair for her expanding nail salon business.
- C) Hernan buys a pizza at Papa C's.
- D) Lenny buys a new digital camera to take pictures at his son's graduation.

Answer: B

Comment: Recurring

Diff: 2 Page Ref: 50-51/50-51

Topic: The Circular Flow of Income

Objective: LO3: Explain the basic idea of how a market system works.

AACSB: Reflective Thinking

Special Feature: None

21) Published in 1776, \_\_\_\_\_ was written by Adam Smith.

- A) "The General Theory of Employment, Interest, and Money"
- B) "The Communist Manifesto"
- C) "The Declaration of Economics"
- D) "An Inquiry into the Nature and Causes of the Wealth of Nations"

Answer: D

Comment: Recurring

Diff: 1 Page Ref: 52/52

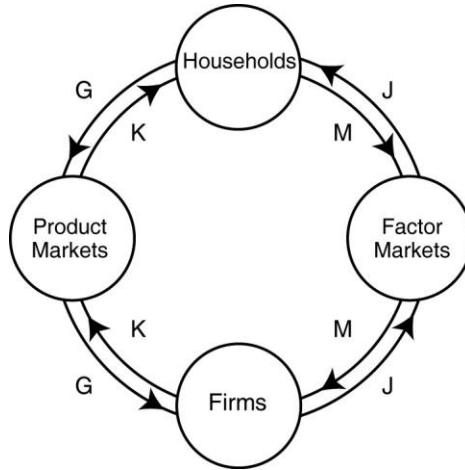
Topic: Markets

Objective: LO3: Explain the basic idea of how a market system works.

AACSB: Reflective Thinking

Special Feature: None

**Figure 2-11**



22) **Refer to Figure 2-11.** Which two arrows in the diagram depict the following transaction: Stanley purchases the novel, "Night of Sorrows" for his summer reading pleasure.

- A) *J* and *M*
- B) *J* and *G*
- C) *K* and *M*
- D) *K* and *G*

Answer: D

Comment: Recurring

Diff: 2 Page Ref: 50-51/50-51

Topic: The Circular Flow of Income

Objective: LO3: Explain the basic idea of how a market system works.

AACSB: Reflective Thinking

Special Feature: None

23) **Refer to Figure 2-11.** Which two arrows in the diagram depict the following transaction: Lizzie Haxem hires "The Paint Pros," a professional painting company, to paint her home.

- A) *J* and *M*
- B) *K* and *G*
- C) *K* and *M*
- D) *J* and *G*

Answer: B

Comment: Recurring

Diff: 2 Page Ref: 50-51/50-51

Topic: The Circular Flow of Income

Objective: LO3: Explain the basic idea of how a market system works.

AACSB: Reflective Thinking

Special Feature: None



24) **Refer to Figure 2-11.** Which two arrows in the diagram depict the following transaction:  
Carter earns a \$400 commission for selling men's designer shoes at Brooks Brothers.

- A) *J* and *M*
- B) *K* and *G*
- C) *K* and *M*
- D) *J* and *G*

Answer: A

Comment: Recurring

Diff: 2 Page Ref: 50-51/50-51

Topic: The Circular Flow of Income

Objective: LO3: Explain the basic idea of how a market system works.

AACSB: Reflective Thinking

Special Feature: None

25) \_\_\_\_\_ behavioral assumption about humans was that people usually act in a rational, self-interested way.

- A) Thomas Malthus's
- B) Adam Smith's
- C) Karl Marx's
- D) Ben Bernanke's

Answer: B

Comment: Recurring

Diff: 1 Page Ref: 52/52

Topic: Markets

Objective: LO3: Explain the basic idea of how a market system works.

AACSB: Reflective Thinking

Special Feature: None

26) Which of the following countries does not come close to the free market benchmark?

- A) the United States
- B) Japan
- C) Cuba
- D) France

Answer: C

Comment: Recurring

Diff: 1 Page Ref: 52/52

Topic: Markets

Objective: LO3: Explain the basic idea of how a market system works.

AACSB: Reflective Thinking

Special Feature: None

27) Adam Smith's \_\_\_\_\_ refers to the process by which individuals acting in their own self-interest bring about a market outcome that benefits society as a whole.

- A) Utopian society
- B) comparative advantage model
- C) invisible hand
- D) survival of the fittest theory

Answer: C

Comment: Recurring

Diff: 2 Page Ref: 52/52

Topic: Markets

Objective: LO3: Explain the basic idea of how a market system works.

AACSB: Reflective Thinking

Special Feature: None

28) A critical function of the government in facilitating the operation of a market economy is

- A) producing goods and services for low income households.
- B) setting up and enforcing private property rights.
- C) ensuring an equal distribution of income to all citizens.
- D) controlling the market prices of food items.

Answer: B

Comment: Recurring

Diff: 2 Page Ref: 54/54

Topic: Markets

Objective: LO3: Explain the basic idea of how a market system works.

AACSB: Reflective Thinking

Special Feature: None

29) The ability to exercise control over one's own resources within the confines of the law refers to

- A) the free market.
- B) one's property rights.
- C) entrepreneurship.
- D) having an absolute advantage.

Answer: B

Comment: Recurring

Diff: 1 Page Ref: 54/54

Topic: Property Rights

Objective: LO3: Explain the basic idea of how a market system works.

AACSB: Reflective Thinking

Special Feature: None

- 30) The primary purpose of patents and copyrights is to
- A) provide owners with large profit forever.
  - B) protect firms from being taken advantage of by competing firms.
  - C) protect domestic firms from foreign competition.
  - D) encourage the expenditure of funds on research and development to create new products.

Answer: D

Comment: Recurring

Diff: 1 Page Ref: 54/54

Topic: Property Rights

Objective: LO3: Explain the basic idea of how a market system works.

AACSB: Reflective Thinking

Special Feature: None

- 31) If property rights are not well enforced, all of the following are likely to occur *except*
- A) fewer goods and services will be produced.
  - B) economic efficiency will be reduced.
  - C) an economy will produce inside its production possibilities frontier.
  - D) a significant number of people will be willing to risk their funds by investing them in local businesses.

Answer: D

Comment: Recurring

Diff: 2 Page Ref: 54/54

Topic: Property Rights

Objective: LO3: Explain the basic idea of how a market system works.

AACSB: Reflective Thinking

Special Feature: None

- 32) A successful market economy requires well defined property rights and
- A) balanced supplies of all factors of production.
  - B) an independent court system to adjudicate disputes based on the law.
  - C) detailed government regulations.
  - D) a safety net to ensure that those who cannot participate in the market economy can earn an income.

Answer: B

Comment: Recurring

Diff: 2 Page Ref: 54/54

Topic: Property Rights

Objective: LO3: Explain the basic idea of how a market system works.

AACSB: Reflective Thinking

Special Feature: None

33) All of the following are considered intellectual property *except*

- A) books.
- B) films.
- C) software.
- D) shares fo stock.

Answer: D

Comment: Recurring

Diff: 2 Page Ref: 54/54

Topic: Property Rights

Objective: LO3: Explain the basic idea of how a market system works.

AACSB: Reflective Thinking

Special Feature: None

34) A guild is

- A) a group of independent producers competing with each other.
- B) an organization of producers that limits the amount of a good produced.
- C) a group of nations who agree not to compete with each other.
- D) a nation that is a free market benchmark.

Answer: B

Comment: Recurring

Diff: 1 Page Ref: 54/54

Topic: Markets

Objective: LO3: Explain the basic idea of how a market system works.

AACSB: Reflective Thinking

Special Feature: None

35) In 18th century Europe, governments gave guilds legal authority to limit production of goods. This authority obstructed the market mechanism because the guild's actions prevented the forces of \_\_\_\_\_ from coordinating the self-interested decisions of producers and consumers.

- A) absolute advantage
- B) demand and supply
- C) opportunity cost
- D) nature

Answer: B

Comment: Recurring

Diff: 2 Page Ref: 54/54

Topic: Markets

Objective: LO3: Explain the basic idea of how a market system works.

AACSB: Reflective Thinking

Special Feature: None

### *Article Summary*

**Paul Newman was not only a world-renowned actor, he was also a well-respected philanthropist., with much of his time, effort and money going to his charitable foundation, the Newman's Own Foundation. Newman died on September 27, 2008, and according to his will, he left a large portions of his assets to his foundation. He also directed the executors of his will to use vigilance in protecting his image to prevent uses he did not approve of during his lifetime. Greta E. Solomon, a lawyer who handles many trusts and estates, said "It's interesting what he did to protect his image and the future treatment of Paul Newman, the personality, the product, the commodity. He was very fussy about how he was portrayed and he wanted to make sure that the people who are in charge of these rights, whoever they are, treat him with the same dignity and respect that he expected during his lifetime."**

**Source: Alison Leigh Cowan, "Paul Newman, Philanthropist, Does Hereby Leave...," *New York Times*, November 26, 2008.**

36) ***Refer to the Article Summary.*** Paul Newman's desire to have his image protected following his death is best described as an example of the protection of

- A) an invention.
- B) a patent.
- C) a trademark.
- D) intellectual property.

Answer: D

Diff: 2 Page Ref: 55/55

Topic: Property Rights

Objective: LO3: Explain the basic idea of how a market system works.

AACSB: Reflective Thinking

Special Feature: Making the Connection: Paul Newman, Philanthropist, Does Hereby Leave...

37) ***Refer to the Article Summary.*** In his desire to have his image protected to prevent it from being used in ways he would not approve of, Newman's estate

- A) will probably not be successful, since there are no laws regulating this kind of use in the United States.
- B) will have to be granted a patent declaring Newman's image a new product, and this will give the estate protection for 7 years.
- C) can rely on U.S. laws that protect intellectual property rights to prevent the unauthorized use of his image.
- D) will most likely be more successful in developing countries than in high-income countries, since property regulations are better enforced in developing countries.

Answer: D

Diff: 2 Page Ref: 55/55

Topic: Property Rights

Objective: LO3: Explain the basic idea of how a market system works.

AACSB: Reflective Thinking

Special Feature: Making the Connection: Paul Newman, Philanthropist, Does Hereby Leave...

38) The payment received by suppliers of entrepreneurial skills is called profit.

Answer: TRUE

Comment: Recurring

Diff: 1 Page Ref: 50/50

Topic: Factors of Production

Objective: LO3: Explain the basic idea of how a market system works.

AACSB: Reflective Thinking

Special Feature: None

39) In the circular flow model, households demand resources such as labor services in the product market.

Answer: FALSE

Comment: Recurring

Diff: 1 Page Ref: 51/51

Topic: The Circular Flow of Income

Objective: LO3: Explain the basic idea of how a market system works.

AACSB: Reflective Thinking

Special Feature: None

40) In economics, the term "free market" refers to a market where no sales tax is imposed on products sold.

Answer: FALSE

Comment: Recurring

Diff: 1 Page Ref: 52/52

Topic: Markets

Objective: LO3: Explain the basic idea of how a market system works.

AACSB: Reflective Thinking

Special Feature: None

41) In a free market there are virtually no restrictions, or at best few restrictions, on how a good or service can be produced or sold.

Answer: TRUE

Comment: Recurring

Diff: 1 Page Ref: 52/52

Topic: Markets

Objective: LO3: Explain the basic idea of how a market system works.

AACSB: Reflective Thinking

Special Feature: None

42) A stand of redwood trees is not an example of a factor of production but the harvested and processed redwood is a factor of production.

Answer: FALSE

Comment: Recurring

Diff: 2 Page Ref: 50/50

Topic: Factors of Production

Objective: LO3: Explain the basic idea of how a market system works.

AACSB: Reflective Thinking

Special Feature: None

43) The idea underlying Adam Smith's "invisible hand" is that people tend to behave in ways that go unnoticed in society.

Answer: FALSE

Comment: Recurring

Diff: 2 Page Ref: 52/52

Topic: Markets

Objective: LO3: Explain the basic idea of how a market system works.

AACSB: Reflective Thinking

Special Feature: None

44) In a simple circular flow diagram, who supplies factors of production in markets and who buys these factors of production? Who supplies goods and services in markets and who buys these goods and services?

Answer: Households supply factors of production and buy goods and services in markets. Firms buy factors of production and supply goods and services in markets.

Comment: Recurring

Diff: 2 Page Ref: 54/54

Topic: The Circular Flow of Income

Objective: LO3: Explain the basic idea of how a market system works.

AACSB: Reflective Thinking

Special Feature: None

45) List the four broad categories of factors of production.

Answer: labor, capital, natural resources, and entrepreneurship

Comment: Recurring

Diff: 2 Page Ref: 54/54

Topic: Factors of Production

Objective: LO3: Explain the basic idea of how a market system works.

AACSB: Reflective Thinking

Special Feature: None

46) Define the term "property rights." Explain why the lack of well defined and enforceable property rights is detrimental to the smooth functioning of a market system.

Answer: The term "property rights" refers to the rights that individuals or firms have to the exclusive use of their resources, within the confines of the law. Well defined and enforceable property rights provide the incentive for people and firms to invest resources and undertake risks. This encourages the production of a wide range of goods and services. Without property rights and the means to enforce these rights, no person would want to undertake such a risk.

Comment: Recurring

Diff: 2 Page Ref: 54/54

Topic: Property Rights

Objective: LO3: Explain the basic idea of how a market system works.

AACSB: Reflective Thinking

Special Feature: None

47) Why are music, television, and movie companies concerned about their products being posted to Internet websites such as YouTube and MySpace?

Answer: These companies believe that their intellectual property rights are being violated when the unauthorized use of their material appears on these websites, and this reduces their ability to sell CDs and DVDs of this material.

Diff: 3 Page Ref: 54/54

Topic: Property Rights

Objective: LO3: Explain the basic idea of how a market system works.

AACSB: Reflective Thinking

Special Feature: Making the Connection: Property Rights in Cyberspace: YouTube and MySpace

48) Adam Smith, the father of modern economics wrote in his book, *An Inquiry into the Nature and Causes of the Wealth of Nations*, "It is not from the benevolence of the butcher, the brewer, or the baker, that we expect our dinner but from their regard to their own interest." Explain what he meant by that statement and how such behavior promotes the wealth of a nation.

Answer: The statements refer to the fact that people act in their own self interest. For example, the butcher who sells meat and the baker who bakes bread carry out these activities because these tasks contributed to their livelihood, not because they were concerned about the diner.

Nevertheless, their actions benefited the diner. This is precisely one of the virtues of a market: people do not have to act virtuously to produce worthwhile outcomes. Producing goods and services that consumers value increases the wealth of a nation.

Diff: 3 Page Ref: 52/52

Topic: Markets

Objective: LO3: Explain the basic idea of how a market system works.

AACSB: Reflective Thinking

Special Feature: Making the Connection: A Story of the Marketing System in Action: How do You Make an iPod?