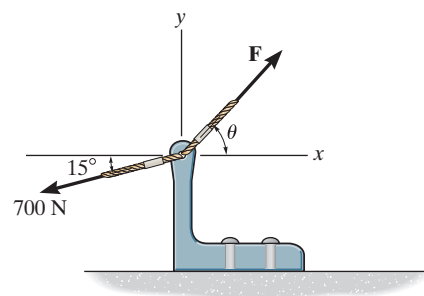


**2-1.**

If  $\theta = 60^\circ$  and  $F = 450$  N, determine the magnitude of the resultant force and its direction, measured counterclockwise from the positive  $x$  axis.



**SOLUTION**

The parallelogram law of addition and the triangular rule are shown in Figs. *a* and *b*, respectively.

Applying the law of cosines to Fig. *b*,

$$F_R = \sqrt{700^2 + 450^2 - 2(700)(450) \cos 45^\circ}$$

$$= 497.01 \text{ N} = 497 \text{ N}$$

**Ans.**

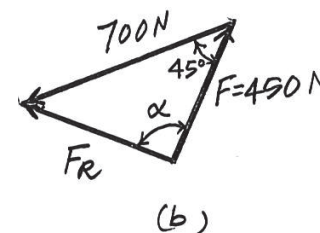
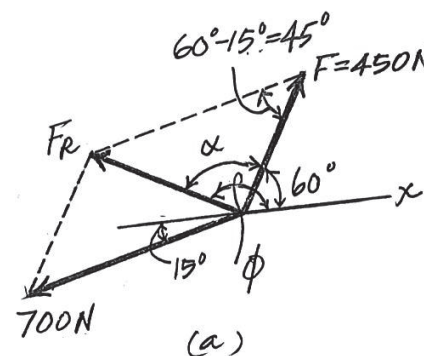
This yields

$$\frac{\sin \alpha}{700} = \frac{\sin 45^\circ}{497.01} \quad \alpha = 95.19^\circ$$

Thus, the direction of angle  $\phi$  of  $\mathbf{F}_R$  measured counterclockwise from the positive  $x$  axis, is

$$\phi = \alpha + 60^\circ = 95.19^\circ + 60^\circ = 155^\circ$$

**Ans.**



**Ans:**

$$F_R = 497 \text{ N}$$

$$\phi = 155^\circ$$

## 2-2.

If the magnitude of the resultant force is to be 500 N, directed along the positive y axis, determine the magnitude of force **F** and its direction  $\theta$ .

### SOLUTION

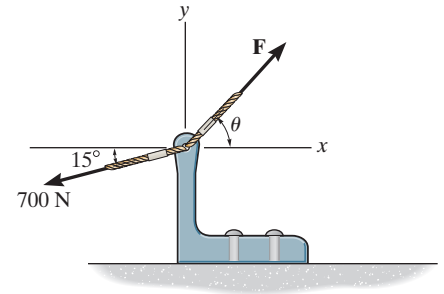
The parallelogram law of addition and the triangular rule are shown in Figs. *a* and *b*, respectively.

Applying the law of cosines to Fig. *b*,

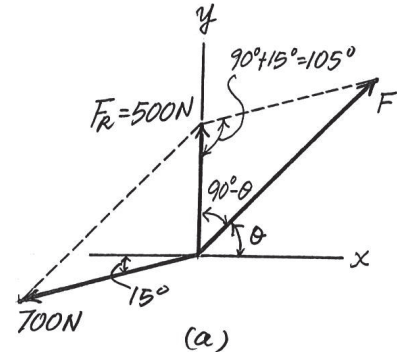
$$\begin{aligned} F &= \sqrt{500^2 + 700^2 - 2(500)(700) \cos 105^\circ} \\ &= 959.78 \text{ N} = 960 \text{ N} \end{aligned}$$

Applying the law of sines to Fig. *b*, and using this result, yields

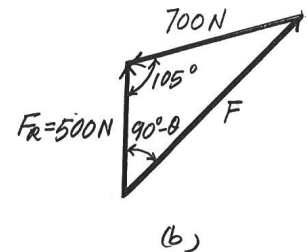
$$\begin{aligned} \frac{\sin(90^\circ + \theta)}{700} &= \frac{\sin 105^\circ}{959.78} \\ \theta &= 45.2^\circ \end{aligned}$$



Ans.



Ans.



Ans:

$$\begin{aligned} F &= 960 \text{ N} \\ \theta &= 45.2^\circ \end{aligned}$$

2-3.

Determine the magnitude of the resultant force  $\mathbf{F}_R = \mathbf{F}_1 + \mathbf{F}_2$  and its direction, measured counterclockwise from the positive  $x$  axis.

### SOLUTION

$$F_R = \sqrt{(250)^2 + (375)^2 - 2(250)(375) \cos 75^\circ} = 393.2 = 393 \text{ lb}$$

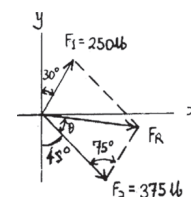
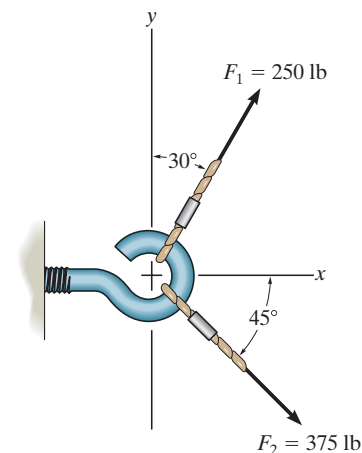
$$\frac{393.2}{\sin 75^\circ} = \frac{250}{\sin \theta}$$

$$\theta = 37.89^\circ$$

$$\phi = 360^\circ - 45^\circ + 37.89^\circ = 353^\circ$$

Ans.

Ans.



Ans:

$$F_R = 393 \text{ lb}$$

$$\phi = 353^\circ$$

**\*2-4.**

The vertical force **F** acts downward at *A* on the two-membered frame. Determine the magnitudes of the two components of **F** directed along the axes of *AB* and *AC*. Set  $F = 500$  N.

## SOLUTION

**Parallelogram Law:** The parallelogram law of addition is shown in Fig. *a*.

**Trigonometry:** Using the law of sines (Fig. *b*), we have

$$\frac{F_{AB}}{\sin 60^\circ} = \frac{500}{\sin 75^\circ}$$

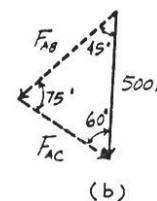
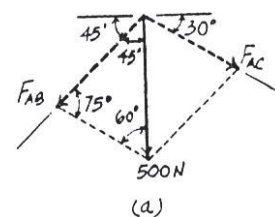
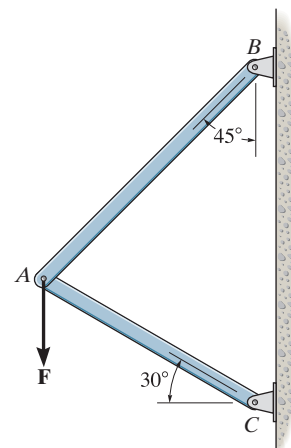
$$F_{AB} = 448 \text{ N}$$

**Ans.**

$$\frac{F_{AC}}{\sin 45^\circ} = \frac{500}{\sin 75^\circ}$$

$$F_{AC} = 366 \text{ N}$$

**Ans.**



**Ans:**

$$F_{AB} = 448 \text{ N}$$

$$F_{AC} = 366 \text{ N}$$



2-5.

Solve Prob. 2-4 with  $F = 350$  lb.

## SOLUTION

**Parallelogram Law:** The parallelogram law of addition is shown in Fig. *a*.

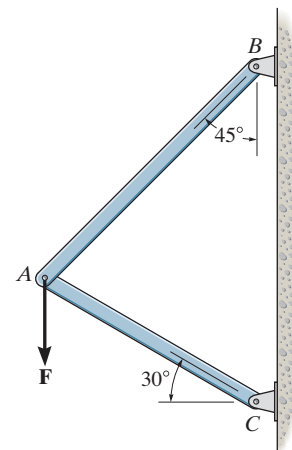
**Trigonometry:** Using the law of sines (Fig. *b*), we have

$$\frac{F_{AB}}{\sin 60^\circ} = \frac{350}{\sin 75^\circ}$$

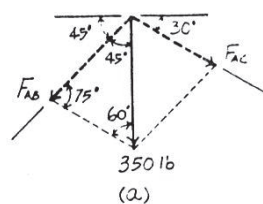
$$F_{AB} = 314 \text{ lb}$$

$$\frac{F_{AC}}{\sin 45^\circ} = \frac{350}{\sin 75^\circ}$$

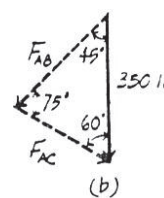
$$F_{AC} = 256 \text{ lb}$$



Ans.



Ans.



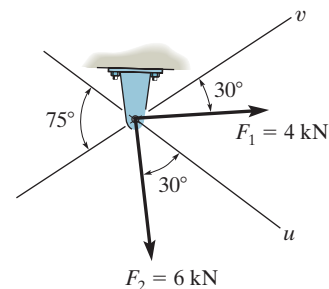
Ans:

$$F_{AB} = 314 \text{ lb}$$

$$F_{AC} = 256 \text{ lb}$$

2-6.

Determine the magnitude of the resultant force  $\mathbf{F}_R = \mathbf{F}_1 + \mathbf{F}_2$  and its direction, measured clockwise from the positive  $u$  axis.



### SOLUTION

**Parallelogram Law.** The parallelogram law of addition is shown in Fig. *a*,

**Trigonometry.** Applying Law of cosines by referring to Fig. *b*,

$$F_R = \sqrt{4^2 + 6^2 - 2(4)(6) \cos 105^\circ} = 8.026 \text{ kN} \approx 8.03 \text{ kN}$$

Using this result to apply Law of sines, Fig. *b*,

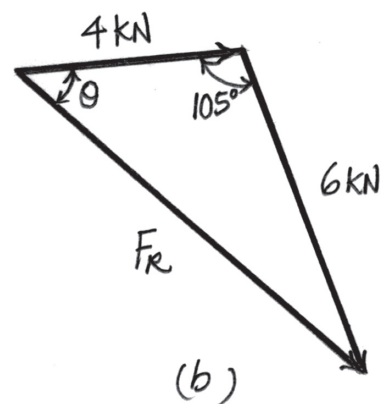
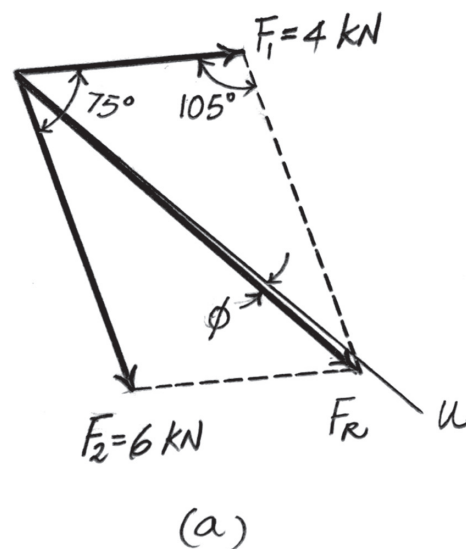
$$\frac{\sin \theta}{6} = \frac{\sin 105^\circ}{8.026}; \quad \theta = 46.22^\circ$$

Thus, the direction  $\phi$  of  $\mathbf{F}_R$  measured clockwise from the positive  $u$  axis is

$$\phi = 46.22^\circ - 45^\circ = 1.22^\circ$$

Ans.

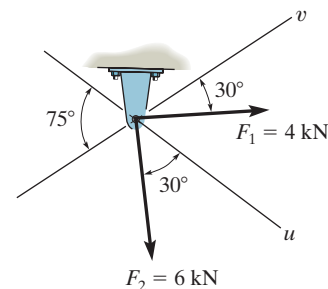
Ans.



Ans:  
 $\phi = 1.22^\circ$

2-7.

Resolve the force  $F_1$  into components acting along the  $u$  and  $v$  axes and determine the magnitudes of the components.



## SOLUTION

**Parallelogram Law.** The parallelogram law of addition is shown in Fig. *a*,

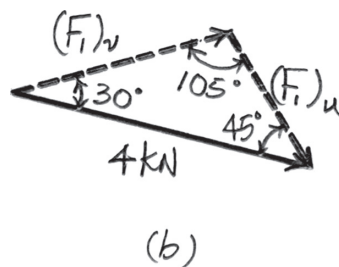
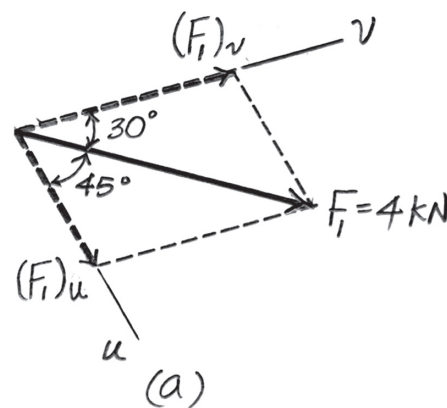
**Trigonometry.** Applying the sines law by referring to Fig. *b*.

$$\frac{(F_1)_v}{\sin 45^\circ} = \frac{4}{\sin 105^\circ}; \quad (F_1)_v = 2.928 \text{ kN} = 2.93 \text{ kN}$$

$$\frac{(F_1)_u}{\sin 30^\circ} = \frac{4}{\sin 105^\circ}; \quad (F_1)_u = 2.071 \text{ kN} = 2.07 \text{ kN}$$

Ans.

Ans.



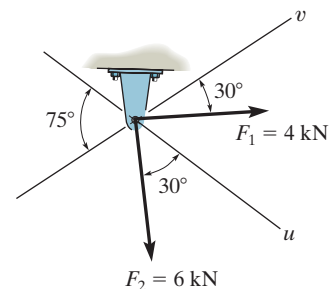
**Ans:**

$$(F_1)_v = 2.93 \text{ kN}$$

$$(F_1)_u = 2.07 \text{ kN}$$

\*2-8.

Resolve the force  $F_2$  into components acting along the  $u$  and  $v$  axes and determine the magnitudes of the components.



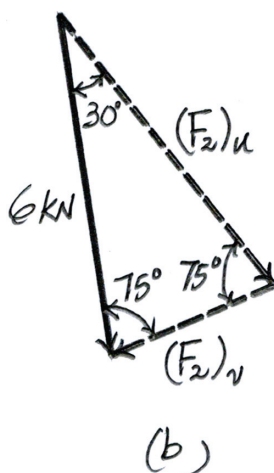
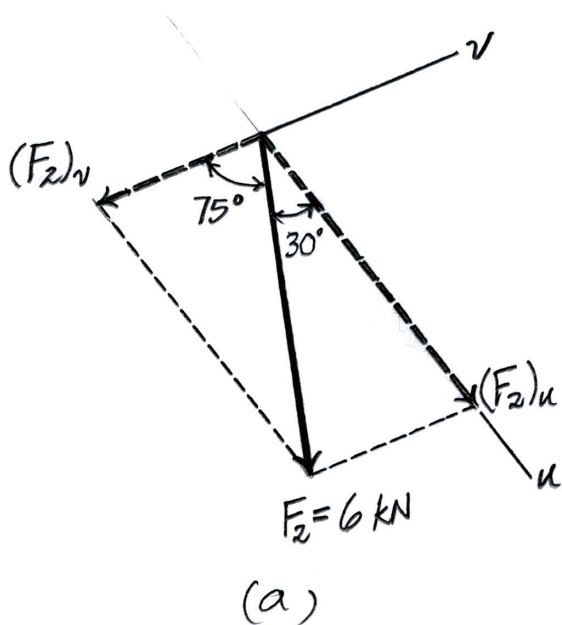
## SOLUTION

**Parallelogram Law.** The parallelogram law of addition is shown in Fig. *a*,

**Trigonometry.** Applying the sines law of referring to Fig. *b*,

$$\frac{(F_2)_u}{\sin 75^\circ} = \frac{6}{\sin 75^\circ}; \quad (F_2)_u = 6.00 \text{ kN} \quad \text{Ans.}$$

$$\frac{(F_2)_v}{\sin 30^\circ} = \frac{6}{\sin 75^\circ}; \quad (F_2)_v = 3.106 \text{ kN} = 3.11 \text{ kN} \quad \text{Ans.}$$



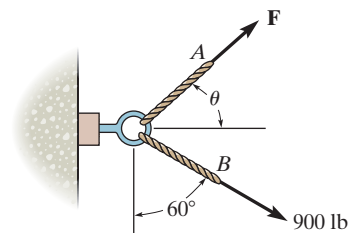
**Ans:**

$$(F_2)_u = 6.00 \text{ kN}$$

$$(F_2)_v = 3.11 \text{ kN}$$

2-9.

If the resultant force acting on the support is to be 1200 lb, directed horizontally to the right, determine the force **F** in rope **A** and the corresponding angle  $\theta$ .



## SOLUTION

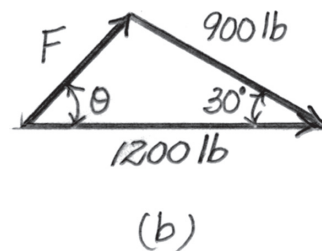
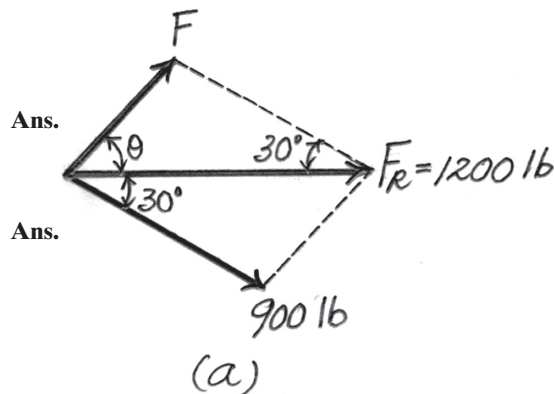
**Parallelogram Law.** The parallelogram law of addition is shown in Fig. *a*,

**Trigonometry.** Applying the law of cosines by referring to Fig. *b*,

$$F = \sqrt{900^2 + 1200^2 - 2(900)(1200) \cos 30^\circ} = 615.94 \text{ lb} = 616 \text{ lb}$$

Using this result to apply the sines law, Fig. *b*,

$$\frac{\sin \theta}{900} = \frac{\sin 30^\circ}{615.94}; \quad \theta = 46.94^\circ = 46.9^\circ$$



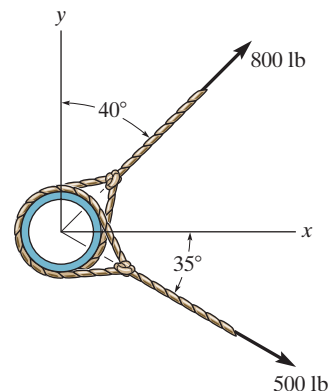
**Ans:**

$$F = 616 \text{ lb}$$

$$\theta = 46.9^\circ$$

**2-10.**

Determine the magnitude of the resultant force and its direction, measured counterclockwise from the positive  $x$  axis.



**SOLUTION**

**Parallelogram Law.** The parallelogram law of addition is shown in Fig.  $a$ ,

**Trigonometry.** Applying the law of cosines by referring to Fig.  $b$ ,

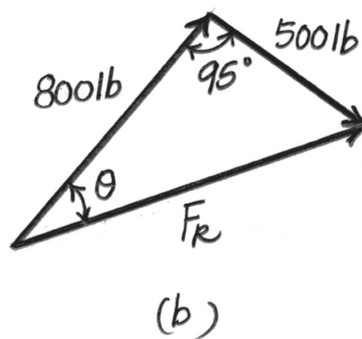
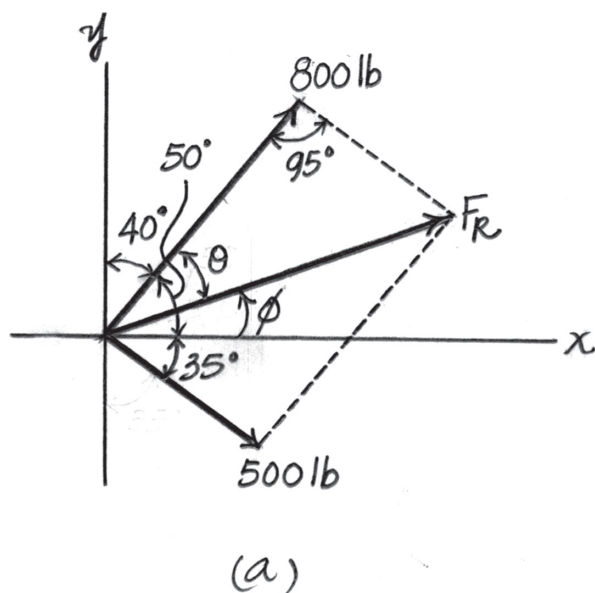
$$F_R = \sqrt{800^2 + 500^2 - 2(800)(500) \cos 95^\circ} = 979.66 \text{ lb} = 980 \text{ lb} \quad \text{Ans.}$$

Using this result to apply the sines law, Fig.  $b$ ,

$$\frac{\sin \theta}{500} = \frac{\sin 95^\circ}{979.66}; \quad \theta = 30.56^\circ$$

Thus, the direction  $\phi$  of  $F_R$  measured counterclockwise from the positive  $x$  axis is

$$\phi = 50^\circ - 30.56^\circ = 19.44^\circ = 19.4^\circ \quad \text{Ans.}$$



**Ans:**

$$F_R = 980 \text{ lb}$$

$$\phi = 19.4^\circ$$

## 2-11.

The plate is subjected to the two forces at  $A$  and  $B$  as shown. If  $\theta = 60^\circ$ , determine the magnitude of the resultant of these two forces and its direction measured clockwise from the horizontal.

### SOLUTION

**Parallelogram Law:** The parallelogram law of addition is shown in Fig.  $a$ .

**Trigonometry:** Using law of cosines (Fig.  $b$ ), we have

$$\begin{aligned} F_R &= \sqrt{8^2 + 6^2 - 2(8)(6) \cos 100^\circ} \\ &= 10.80 \text{ kN} = 10.8 \text{ kN} \end{aligned}$$

The angle  $\theta$  can be determined using law of sines (Fig.  $b$ ).

$$\frac{\sin \theta}{6} = \frac{\sin 100^\circ}{10.80}$$

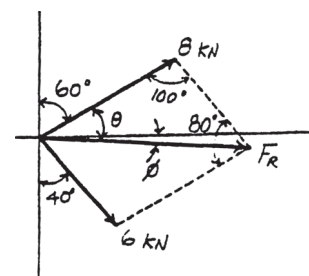
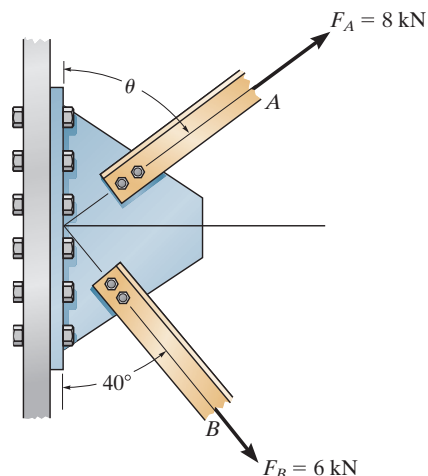
$$\sin \theta = 0.5470$$

$$\theta = 33.16^\circ$$

Thus, the direction  $\phi$  of  $\mathbf{F}_R$  measured from the  $x$  axis is

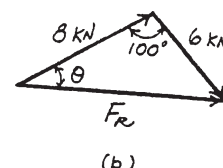
$$\phi = 33.16^\circ - 30^\circ = 3.16^\circ$$

Ans.



Ans.

(a)



(b)

Ans:

$$F_R = 10.8 \text{ kN}$$

$$\phi = 3.16^\circ$$

**\*2-12.**

Determine the angle of  $\theta$  for connecting member  $A$  to the plate so that the resultant force of  $\mathbf{F}_A$  and  $\mathbf{F}_B$  is directed horizontally to the right. Also, what is the magnitude of the resultant force?

**SOLUTION**

**Parallelogram Law:** The parallelogram law of addition is shown in Fig.  $a$ .

**Trigonometry:** Using law of sines (Fig.  $b$ ), we have

$$\frac{\sin(90^\circ - \theta)}{6} = \frac{\sin 50^\circ}{8}$$

$$\sin(90^\circ - \theta) = 0.5745$$

$$\theta = 54.93^\circ = 54.9^\circ$$

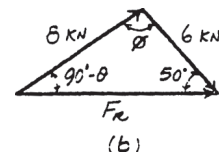
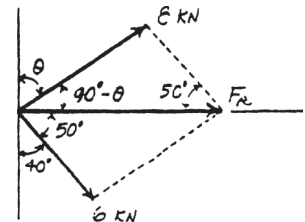
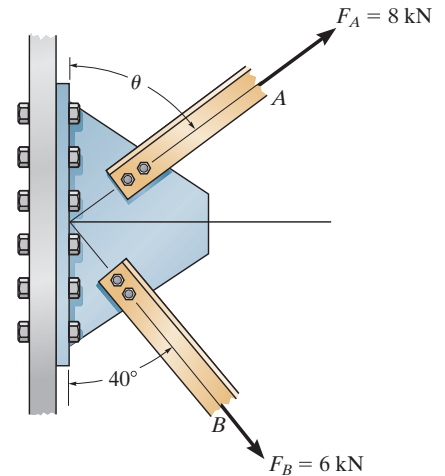
**Ans.**

From the triangle,  $\phi = 180^\circ - (90^\circ - 54.93^\circ) - 50^\circ = 94.93^\circ$ . Thus, using law of cosines, the magnitude of  $\mathbf{F}_R$  is

$$F_R = \sqrt{8^2 + 6^2 - 2(8)(6) \cos 94.93^\circ}$$

$$= 10.4 \text{ kN}$$

**Ans.**



**Ans:**

$$\theta = 54.9^\circ$$

$$F_R = 10.4 \text{ kN}$$



**2-13.**

The force acting on the gear tooth is  $F = 20$  lb. Resolve this force into two components acting along the lines  $aa$  and  $bb$ .

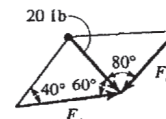
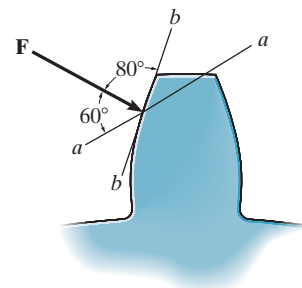
**SOLUTION**

$$\frac{20}{\sin 40^\circ} = \frac{F_a}{\sin 80^\circ}; \quad F_a = 30.6 \text{ lb}$$

**Ans.**

$$\frac{20}{\sin 40^\circ} = \frac{F_b}{\sin 60^\circ}; \quad F_b = 26.9 \text{ lb}$$

**Ans.**



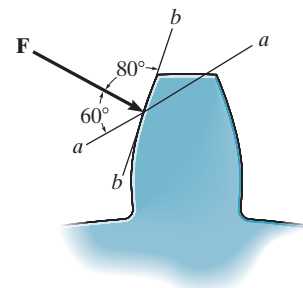
**Ans:**

$$F_a = 30.6 \text{ lb}$$

$$F_b = 26.9 \text{ lb}$$

**2-14.**

The component of force **F** acting along line *aa* is required to be 30 lb. Determine the magnitude of **F** and its component along line *bb*.



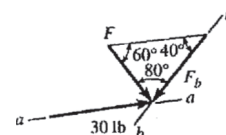
**SOLUTION**

$$\frac{30}{\sin 80^\circ} = \frac{F}{\sin 40^\circ}; \quad F = 19.6 \text{ lb}$$

**Ans.**

$$\frac{30}{\sin 80^\circ} = \frac{F_b}{\sin 60^\circ}; \quad F_b = 26.4 \text{ lb}$$

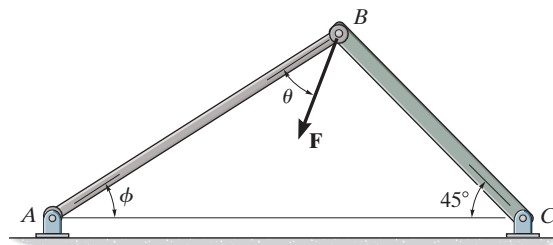
**Ans.**



**Ans:**  
 $F = 19.6 \text{ lb}$   
 $F_b = 26.4 \text{ lb}$

**2-15.**

Force **F** acts on the frame such that its component acting along member *AB* is 650 lb, directed from *B* towards *A*, and the component acting along member *BC* is 500 lb, directed from *B* towards *C*. Determine the magnitude of **F** and its direction  $\theta$ . Set  $\phi = 60^\circ$ .



**SOLUTION**

The parallelogram law of addition and triangular rule are shown in Figs. *a* and *b*, respectively.

Applying the law of cosines to Fig. *b*,

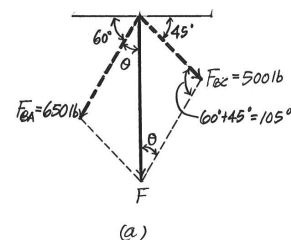
$$F = \sqrt{500^2 + 650^2 - 2(500)(650) \cos 105^\circ}$$

$$= 916.91 \text{ lb} = 917 \text{ lb}$$

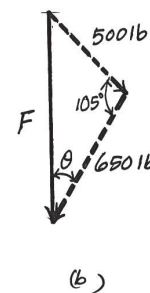
Using this result and applying the law of sines to Fig. *b*, yields

$$\frac{\sin \theta}{500} = \frac{\sin 105^\circ}{916.91} \quad \theta = 31.8^\circ$$

**Ans.**



**Ans.**



**Ans:**

$$F = 917 \text{ lb}$$

$$\theta = 31.8^\circ$$

**\*2-16.**

Force  $\mathbf{F}$  acts on the frame such that its component acting along member  $AB$  is 650 lb, directed from  $B$  towards  $A$ . Determine the required angle  $\phi$  ( $0^\circ \leq \phi \leq 45^\circ$ ) and the component acting along member  $BC$ . Set  $F = 850$  lb and  $\theta = 30^\circ$ .

**SOLUTION**

The parallelogram law of addition and the triangular rule are shown in Figs. *a* and *b*, respectively.

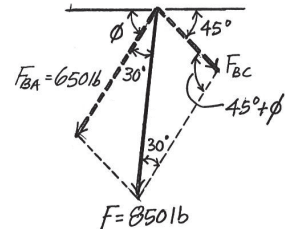
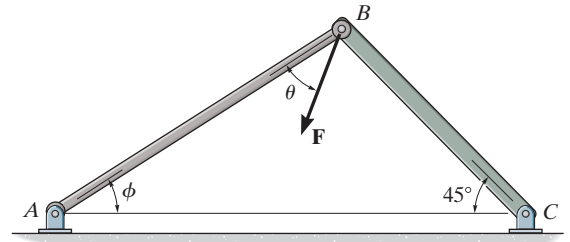
Applying the law of cosines to Fig. *b*,

$$F_{BC} = \sqrt{850^2 + 650^2 - 2(850)(650) \cos 30^\circ}$$

$$= 433.64 \text{ lb} = 434 \text{ lb}$$

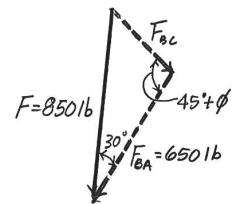
Using this result and applying the sine law to Fig. *b*, yields

$$\frac{\sin (45^\circ + \phi)}{850} = \frac{\sin 30^\circ}{433.64} \quad \phi = 33.5^\circ$$



**Ans.**

(a)



**Ans.**

(b)

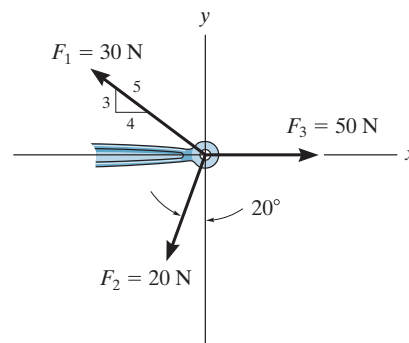
**Ans:**

$$F_{BC} = 434 \text{ lb}$$

$$\phi = 33.5^\circ$$

## 2-17.

Determine the magnitude and direction of the resultant  $\mathbf{F}_R = \mathbf{F}_1 + \mathbf{F}_2 + \mathbf{F}_3$  of the three forces by first finding the resultant  $\mathbf{F}' = \mathbf{F}_1 + \mathbf{F}_2$  and then forming  $\mathbf{F}_R = \mathbf{F}' + \mathbf{F}_3$ .



## SOLUTION

$$F' = \sqrt{(20)^2 + (30)^2 - 2(20)(30) \cos 73.13^\circ} = 30.85 \text{ N}$$

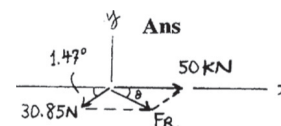
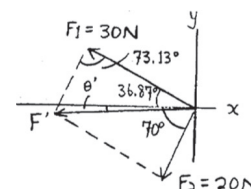
$$\frac{30.85}{\sin 73.13^\circ} = \frac{30}{\sin (70^\circ - \theta')}; \quad \theta' = 1.47^\circ$$

$$F_R = \sqrt{(30.85)^2 + (50)^2 - 2(30.85)(50) \cos 1.47^\circ} = 19.18 = 19.2 \text{ N}$$

**Ans.**

$$\frac{19.18}{\sin 1.47^\circ} = \frac{30.85}{\sin \theta}; \quad \theta = 2.37^\circ \searrow$$

**Ans.**



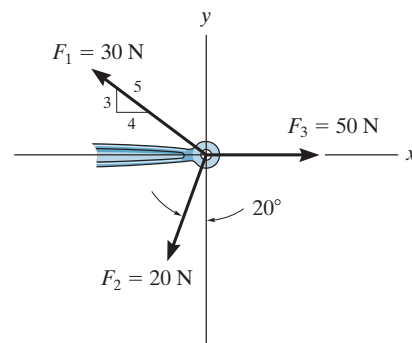
**Ans:**

$$F_R = 19.2 \text{ N}$$

$$\theta = 2.37^\circ \searrow$$

**2-18.**

Determine the magnitude and direction of the resultant  $\mathbf{F}_R = \mathbf{F}_1 + \mathbf{F}_2 + \mathbf{F}_3$  of the three forces by first finding the resultant  $\mathbf{F}' = \mathbf{F}_2 + \mathbf{F}_3$  and then forming  $\mathbf{F}_R = \mathbf{F}' + \mathbf{F}_1$ .



**SOLUTION**

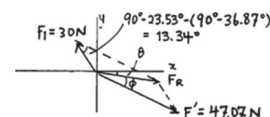
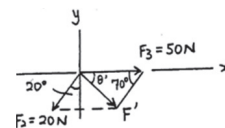
$$F' = \sqrt{(20)^2 + (50)^2 - 2(20)(50) \cos 70^\circ} = 47.07 \text{ N}$$

$$\frac{20}{\sin \theta'} = \frac{47.07}{\sin 70^\circ}; \quad \theta' = 23.53^\circ$$

$$F_R = \sqrt{(47.07)^2 + (30)^2 - 2(47.07)(30) \cos 13.34^\circ} = 19.18 = 19.2 \text{ N} \quad \text{Ans.}$$

$$\frac{19.18}{\sin 13.34^\circ} = \frac{30}{\sin \phi}; \quad \phi = 21.15^\circ$$

$$\theta = 23.53^\circ - 21.15^\circ = 2.37^\circ \quad \text{Ans.}$$



**Ans:**  
 $F_R = 19.2 \text{ N}$   
 $\theta = 2.37^\circ$

## 2-19.

Determine the design angle  $\theta$  ( $0^\circ \leq \theta \leq 90^\circ$ ) for strut  $AB$  so that the 400-lb horizontal force has a component of 500 lb directed from  $A$  towards  $C$ . What is the component of force acting along member  $AB$ ? Take  $\phi = 40^\circ$ .

### SOLUTION

**Parallelogram Law:** The parallelogram law of addition is shown in Fig. *a*.

**Trigonometry:** Using law of sines (Fig. *b*), we have

$$\frac{\sin \theta}{500} = \frac{\sin 40^\circ}{400}$$

$$\sin \theta = 0.8035$$

$$\theta = 53.46^\circ = 53.5^\circ$$

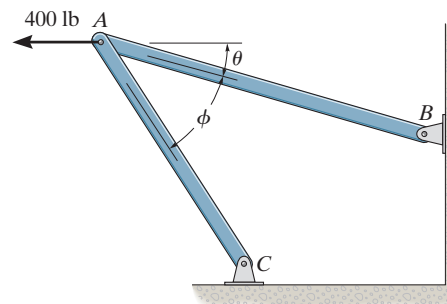
Thus,

$$\psi = 180^\circ - 40^\circ - 53.46^\circ = 86.54^\circ$$

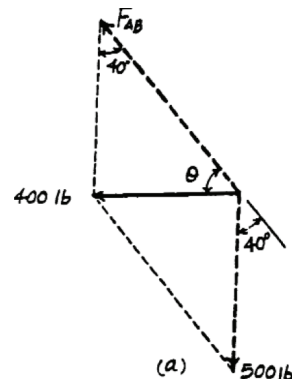
Using law of sines (Fig. *b*)

$$\frac{F_{AB}}{\sin 86.54^\circ} = \frac{400}{\sin 40^\circ}$$

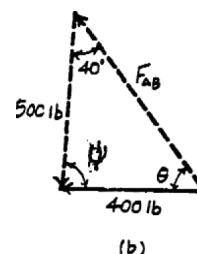
$$F_{AB} = 621 \text{ lb}$$



Ans.



Ans.



Ans:

$$\theta = 53.5^\circ$$

$$F_{AB} = 621 \text{ lb}$$

**\*2–20.**

Determine the design angle  $\phi$  ( $0^\circ \leq \phi \leq 90^\circ$ ) between struts  $AB$  and  $AC$  so that the 400-lb horizontal force has a component of 600 lb which acts up to the left, in the same direction as from  $B$  towards  $A$ . Take  $\theta = 30^\circ$ .

## SOLUTION

**Parallelogram Law:** The parallelogram law of addition is shown in Fig. *a*.

**Trigonometry:** Using law of cosines (Fig. *b*), we have

$$F_{AC} = \sqrt{400^2 + 600^2 - 2(400)(600) \cos 30^\circ} = 322.97 \text{ lb}$$

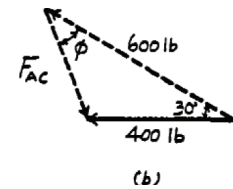
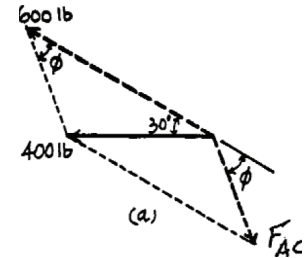
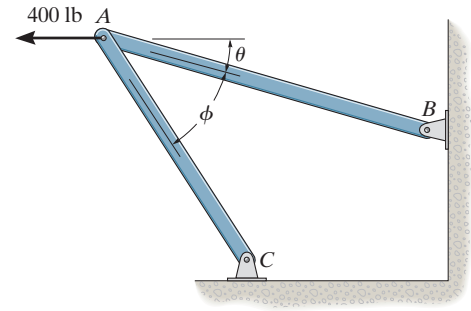
The angle  $\phi$  can be determined using law of sines (Fig. *b*).

$$\frac{\sin \phi}{400} = \frac{\sin 30^\circ}{322.97}$$

$$\sin \phi = 0.6193$$

$$\phi = 38.3^\circ$$

**Ans.**

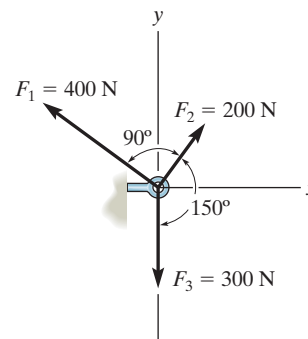


**Ans:**  
 $\phi = 38.3^\circ$



## 2-21.

Determine the magnitude and direction of the resultant force,  $\mathbf{F}_R$  measured counterclockwise from the positive  $x$  axis. Solve the problem by first finding the resultant  $\mathbf{F}' = \mathbf{F}_1 + \mathbf{F}_2$  and then forming  $\mathbf{F}_R = \mathbf{F}' + \mathbf{F}_3$ .



## SOLUTION

**Parallelogram Law.** The parallelogram law of addition for  $\mathbf{F}_1$  and  $\mathbf{F}_2$  and then their resultant  $\mathbf{F}'$  and  $\mathbf{F}_3$  are shown in Figs. *a* and *b*, respectively.

**Trigonometry.** Referring to Fig. *c*,

$$F' = \sqrt{200^2 + 400^2} = 447.21 \text{ N} \quad \theta' = \tan^{-1}\left(\frac{200}{400}\right) = 26.57^\circ$$

$$\text{Thus } \phi' = 90^\circ - 30^\circ - 26.57^\circ = 33.43^\circ$$

Using these results to apply the law of cosines by referring to Fig. *d*,

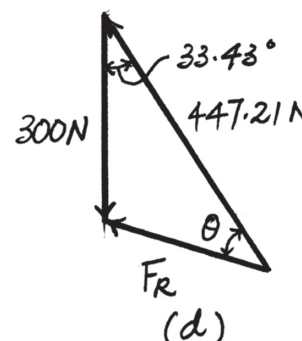
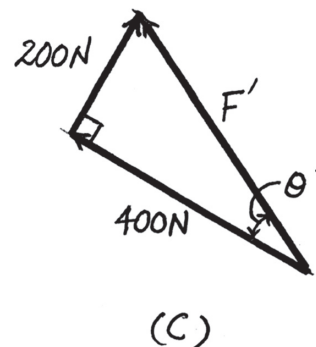
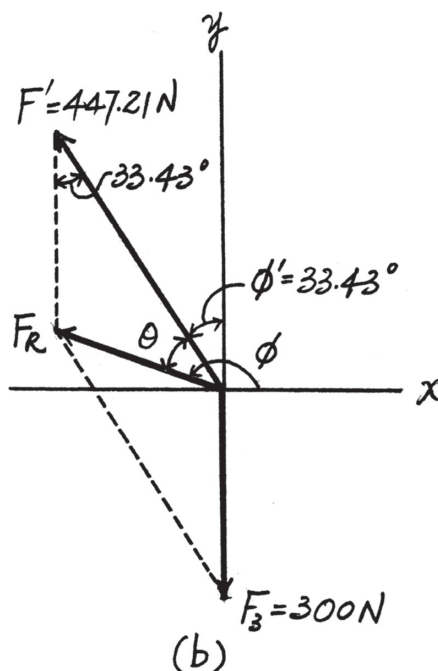
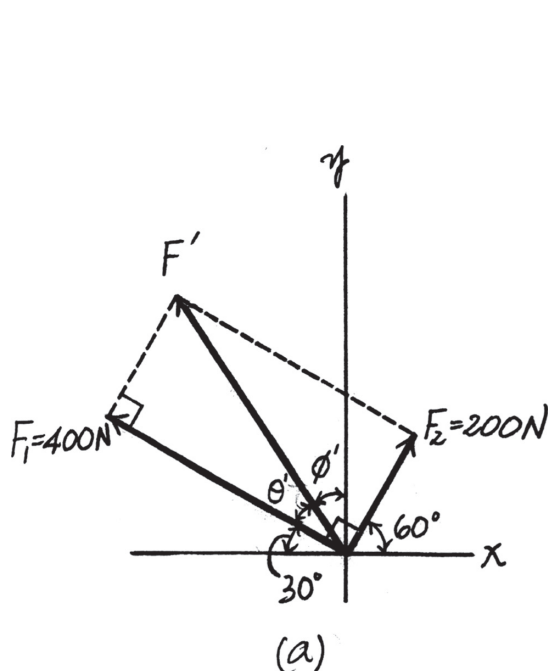
$$F_R = \sqrt{300^2 + 447.21^2 - 2(300)(447.21) \cos 33.43^\circ} = 257.05 \text{ N} = 257 \text{ kN} \quad \text{Ans.}$$

Then, apply the law of sines,

$$\frac{\sin \theta}{300} = \frac{\sin 33.43^\circ}{257.05}; \quad \theta = 40.02^\circ$$

Thus, the direction  $\phi$  of  $\mathbf{F}_R$  measured counterclockwise from the positive  $x$  axis is

$$\phi = 90^\circ + 33.43^\circ + 40.02^\circ = 163.45^\circ = 163^\circ \quad \text{Ans.}$$



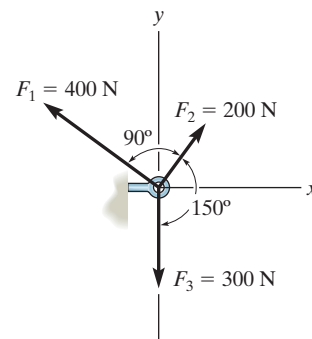
**Ans:**

$$F_R = 257 \text{ N}$$

$$\phi = 163^\circ$$

2-22.

Determine the magnitude and direction of the resultant force, measured counterclockwise from the positive  $x$  axis. Solve  $\uparrow$  by first finding the resultant  $\mathbf{F}' = \mathbf{F}_2 + \mathbf{F}_3$  and then forming  $\mathbf{F}_R = \mathbf{F}' + \mathbf{F}_1$ .



SOLUTION

**Parallelogram Law.** The parallelogram law of addition for  $\mathbf{F}_2$  and  $\mathbf{F}_3$  and then their resultant  $\mathbf{F}'$  and  $\mathbf{F}_1$  are shown in Figs.  $a$  and  $b$ , respectively.

**Trigonometry.** Applying the law of cosines by referring to Fig.  $c$ ,

$$F' = \sqrt{200^2 + 300^2 - 2(200)(300) \cos 30^\circ} = 161.48 \text{ N} \quad \text{Ans.}$$

Using this result to apply the sines law, Fig.  $c$ ,

$$\frac{\sin \theta'}{200} = \frac{\sin 30^\circ}{161.48}; \quad \theta' = 38.26^\circ$$

Using the results of  $\mathbf{F}'$  and  $\theta'$  to apply the law of cosines by referring to Fig.  $d$ ,

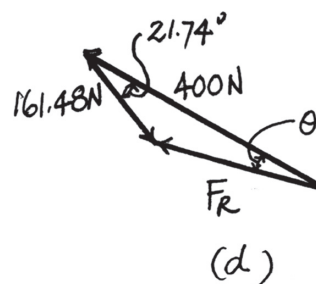
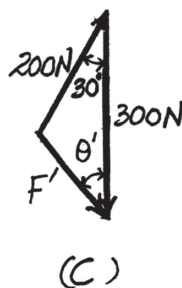
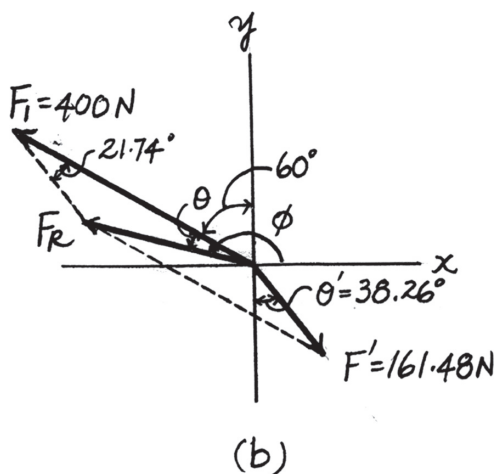
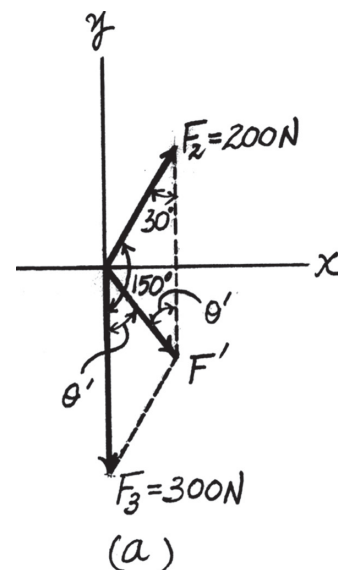
$$F_R = \sqrt{161.48^2 + 400^2 - 2(161.48)(400) \cos 21.74^\circ} = 257.05 \text{ N} = 257 \text{ N} \quad \text{Ans.}$$

Then, apply the sines law,

$$\frac{\sin \theta}{161.48} = \frac{\sin 21.74^\circ}{257.05}; \quad \theta = 13.45^\circ$$

Thus, the direction  $\phi$  of  $\mathbf{F}_R$  measured counterclockwise from the positive  $x$  axis is

$$\phi = 90^\circ + 60^\circ + 13.45^\circ = 163.45^\circ = 163^\circ \quad \text{Ans.}$$



**Ans:**  
 $\phi = 163^\circ$   
 $F_R = 257 \text{ N}$

**2-23.**

Two forces act on the screw eye. If  $F_1 = 400 \text{ N}$  and  $F_2 = 600 \text{ N}$ , determine the angle  $\theta$  ( $0^\circ \leq \theta \leq 180^\circ$ ) between them, so that the resultant force has a magnitude of  $F_R = 800 \text{ N}$ .

**SOLUTION**

The parallelogram law of addition and triangular rule are shown in Figs. *a* and *b*, respectively. Applying law of cosines to Fig. *b*,

$$800 = \sqrt{400^2 + 600^2 - 2(400)(600) \cos (180^\circ - \theta)}$$

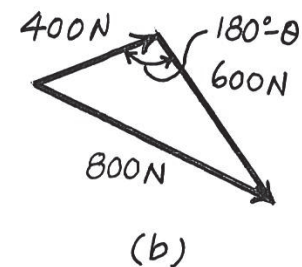
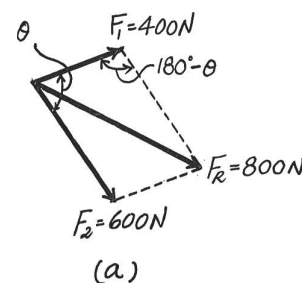
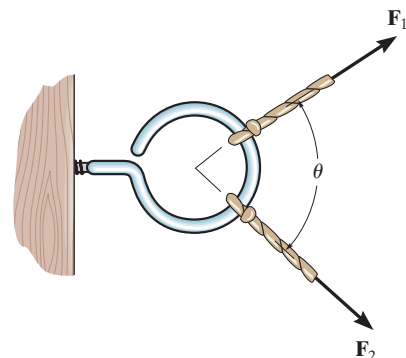
$$800^2 = 400^2 + 600^2 - 480000 \cos (180^\circ - \theta)$$

$$\cos (180^\circ - \theta) = -0.25$$

$$180^\circ - \theta = 104.48$$

$$\theta = 75.52^\circ = 75.5^\circ$$

**Ans.**



**Ans:**  
 $\theta = 75.5^\circ$

**\*2-24.**

Two forces  $\mathbf{F}_1$  and  $\mathbf{F}_2$  act on the screw eye. If their lines of action are at an angle  $\theta$  apart and the magnitude of each force is  $F_1 = F_2 = F$ , determine the magnitude of the resultant force  $\mathbf{F}_R$  and the angle between  $\mathbf{F}_R$  and  $\mathbf{F}_1$ .

### SOLUTION

$$\frac{F}{\sin \phi} = \frac{F}{\sin (\theta - \phi)}$$

$$\sin (\theta - \phi) = \sin \phi$$

$$\theta - \phi = \phi$$

$$\phi = \frac{\theta}{2}$$

$$F_R = \sqrt{(F)^2 + (F)^2 - 2(F)(F) \cos (180^\circ - \theta)}$$

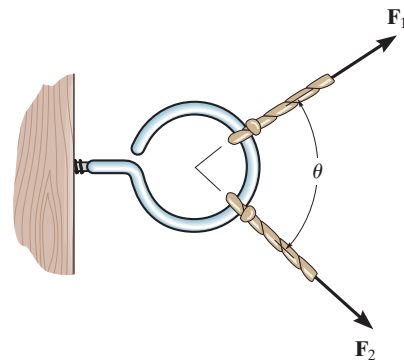
$$\text{Since } \cos (180^\circ - \theta) = -\cos \theta$$

$$F_R = F(\sqrt{2})\sqrt{1 + \cos \theta}$$

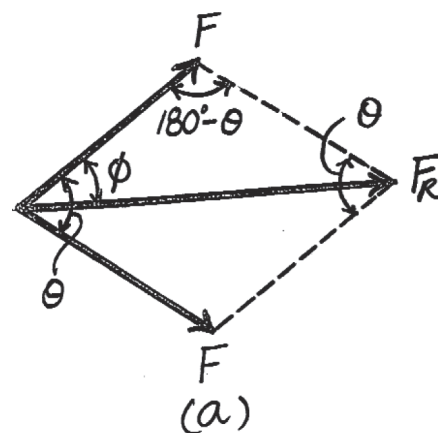
$$\text{Since } \cos \left( \frac{\theta}{2} \right) = \sqrt{\frac{1 + \cos \theta}{2}}$$

Then

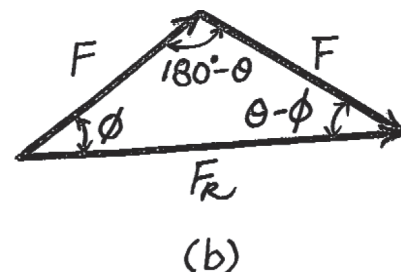
$$F_R = 2F \cos \left( \frac{\theta}{2} \right)$$



**Ans.**



**Ans.**



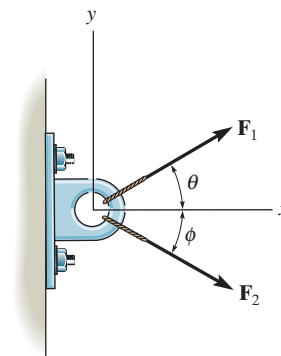
**Ans:**

$$\phi = \frac{\theta}{2}$$

$$F_R = 2F \cos \left( \frac{\theta}{2} \right)$$

2-25.

If  $F_1 = 30$  lb and  $F_2 = 40$  lb, determine the angles  $\theta$  and  $\phi$  so that the resultant force is directed along the positive  $x$  axis and has a magnitude of  $F_R = 60$  lb.



SOLUTION

**Parallelogram Law.** The parallelogram law of addition is shown in Fig. *a*,

**Trigonometry.** Applying the law of cosine by referring to Fig. *b*,

$$40^2 = 30^2 + 60^2 - 2(30)(60) \cos \theta$$

$$\theta = 36.34^\circ = 36.3^\circ$$

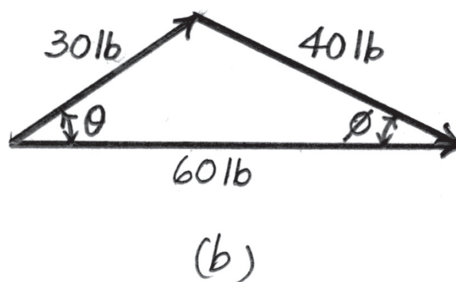
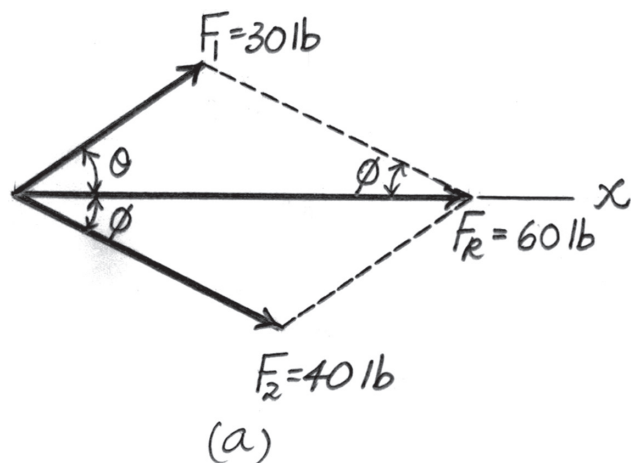
Ans.

And

$$30^2 = 40^2 + 60^2 - 2(40)(60) \cos \phi$$

$$\phi = 26.38^\circ = 26.4^\circ$$

Ans.



Ans:

$$\theta = 36.3^\circ$$

$$\phi = 26.4^\circ$$

**2-26.**

Determine the magnitude and direction  $\theta$  of  $\mathbf{F}_A$  so that the resultant force is directed along the positive  $x$  axis and has a magnitude of 1250 N.

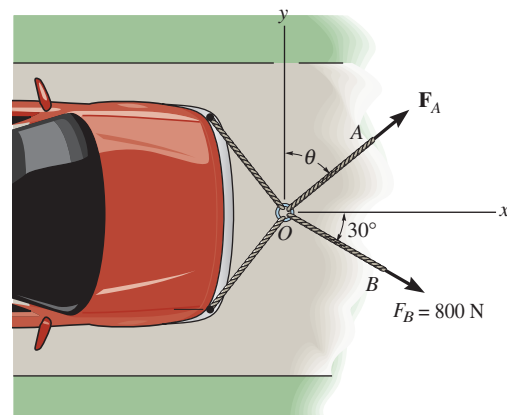
**SOLUTION**

$$\rightarrow F_{R_x} = \Sigma F_x; \quad F_{R_x} = F_A \sin \theta + 800 \cos 30^\circ = 1250$$

$$+\uparrow F_{R_y} = \Sigma F_y; \quad F_{R_y} = F_A \cos \theta - 800 \sin 30^\circ = 0$$

$$\theta = 54.3^\circ$$

$$F_A = 686 \text{ N}$$



**Ans.**

**Ans.**

**Ans:**  
 $\theta = 54.3^\circ$   
 $F_A = 686 \text{ N}$

**2-27.**

Determine the magnitude and direction, measured counterclockwise from the positive  $x$  axis, of the resultant force acting on the ring at  $O$ , if  $F_A = 750$  N and  $\theta = 45^\circ$ .

**SOLUTION**

**Scalar Notation:** Summing the force components algebraically, we have

$$\begin{aligned} \rightarrow F_{R_x} &= \Sigma F_x; & F_{R_x} &= 750 \sin 45^\circ + 800 \cos 30^\circ \\ & & &= 1223.15 \text{ N} \rightarrow \end{aligned}$$

$$\begin{aligned} + \uparrow F_{R_y} &= \Sigma F_y; & F_{R_y} &= 750 \cos 45^\circ - 800 \sin 30^\circ \\ & & &= 130.33 \text{ N} \uparrow \end{aligned}$$

The magnitude of the resultant force  $\mathbf{F}_R$  is

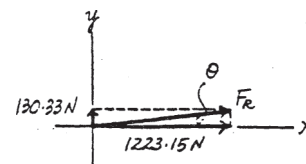
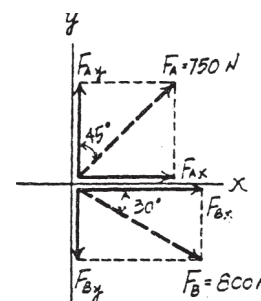
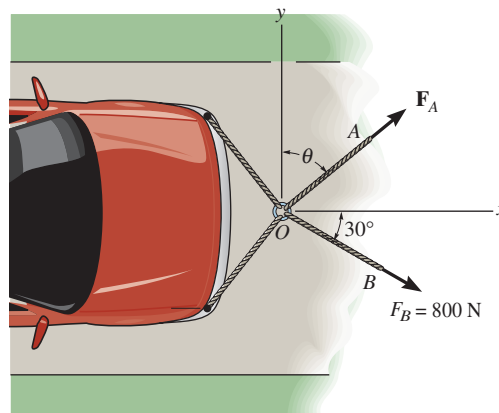
$$\begin{aligned} F_R &= \sqrt{F_{R_x}^2 + F_{R_y}^2} \\ &= \sqrt{1223.15^2 + 130.33^2} = 1230 \text{ N} = 1.23 \text{ kN} \end{aligned}$$

The directional angle  $\theta$  measured counterclockwise from positive  $x$  axis is

$$\theta = \tan^{-1} \frac{F_{R_y}}{F_{R_x}} = \tan^{-1} \left( \frac{130.33}{1223.15} \right) = 6.08^\circ$$

**Ans.**

**Ans.**

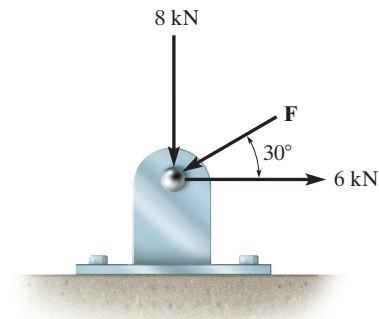


**Ans:**

$$\begin{aligned} F_R &= 1.23 \text{ kN} \\ \theta &= 6.08^\circ \end{aligned}$$

\*2-28.

Determine the magnitude of force  $\mathbf{F}$  so that the resultant  $\mathbf{F}_R$  of the three forces is as small as possible. What is the minimum magnitude of  $\mathbf{F}_R$ ?



## SOLUTION

**Parallelogram Law.** The parallelogram laws of addition for 6 kN and 8 kN and then their resultant  $F'$  and  $F$  are shown in Figs. *a* and *b*, respectively. In order for  $F_R$  to be minimum, it must act perpendicular to  $\mathbf{F}$ .

**Trigonometry.** Referring to Fig. *b*,

$$F' = \sqrt{6^2 + 8^2} = 10.0 \text{ kN} \quad \theta = \tan^{-1}\left(\frac{8}{6}\right) = 53.13^\circ.$$

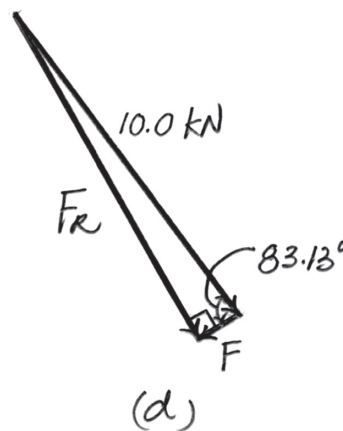
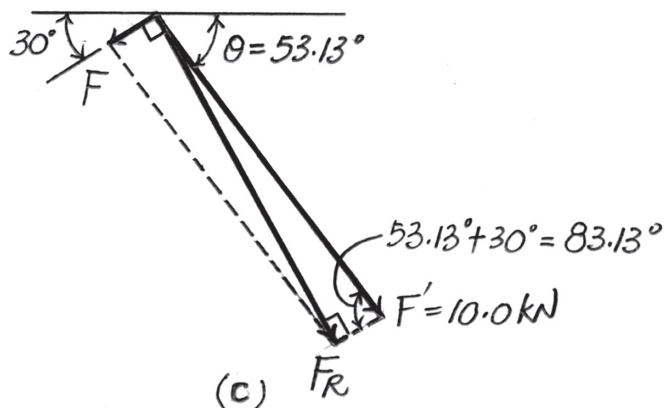
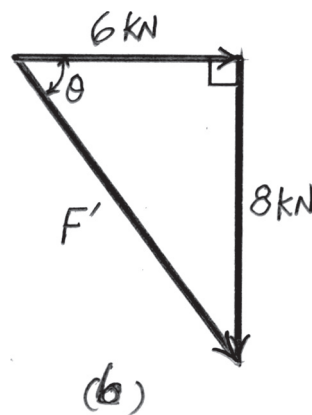
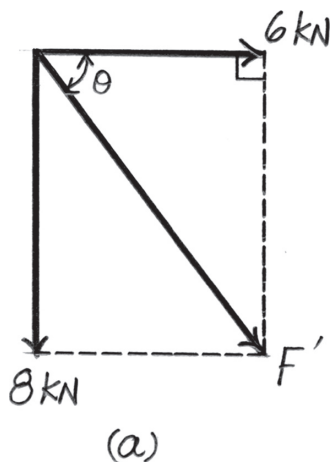
Referring to Figs. *c* and *d*,

$$F_R = 10.0 \sin 83.13^\circ = 9.928 \text{ kN} = 9.93 \text{ kN}$$

**Ans.**

$$F = 10.0 \cos 83.13^\circ = 1.196 \text{ kN} = 1.20 \text{ kN}$$

**Ans.**



**Ans:**

$$F_R = 9.93 \text{ kN}$$

$$F = 1.20 \text{ kN}$$



2-29.

If the resultant force of the two tugboats is 3 kN, directed along the positive  $x$  axis, determine the required magnitude of force  $\mathbf{F}_B$  and its direction  $\theta$ .

## SOLUTION

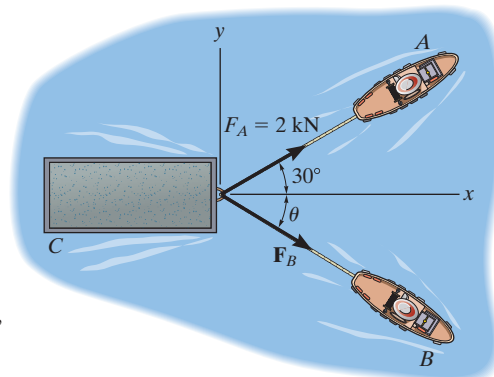
The parallelogram law of addition and the triangular rule are shown in Figs.  $a$  and  $b$ , respectively.

Applying the law of cosines to Fig.  $b$ ,

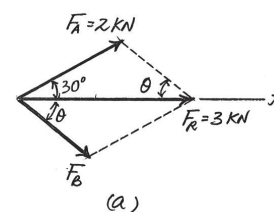
$$\begin{aligned} F_B &= \sqrt{2^2 + 3^2 - 2(2)(3)\cos 30^\circ} \\ &= 1.615 \text{ kN} = 1.61 \text{ kN} \end{aligned}$$

Using this result and applying the law of sines to Fig.  $b$ , yields

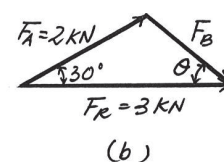
$$\frac{\sin \theta}{2} = \frac{\sin 30^\circ}{1.615} \quad \theta = 38.3^\circ$$



Ans.



Ans.



Ans:

$$\begin{aligned} F_B &= 1.61 \text{ kN} \\ \theta &= 38.3^\circ \end{aligned}$$

2-30.

If  $F_B = 3 \text{ kN}$  and  $\theta = 45^\circ$ , determine the magnitude of the resultant force of the two tugboats and its direction measured clockwise from the positive  $x$  axis.

## SOLUTION

The parallelogram law of addition and the triangular rule are shown in Figs. *a* and *b*, respectively.

Applying the law of cosines to Fig. *b*,

$$\begin{aligned} F_R &= \sqrt{2^2 + 3^2 - 2(2)(3) \cos 105^\circ} \\ &= 4.013 \text{ kN} = 4.01 \text{ kN} \end{aligned}$$

**Ans.**

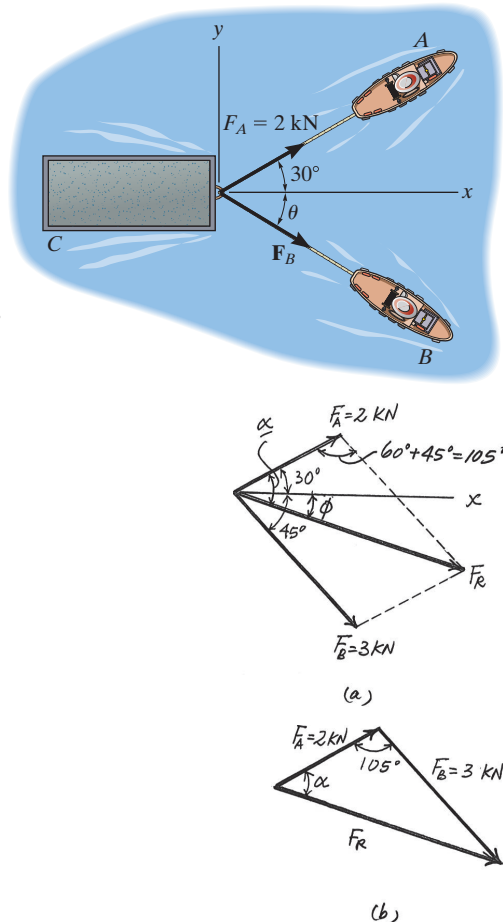
Using this result and applying the law of sines to Fig. *b*, yields

$$\frac{\sin \alpha}{3} = \frac{\sin 105^\circ}{4.013} \quad \alpha = 46.22^\circ$$

Thus, the direction angle  $\phi$  of  $\mathbf{F}_R$ , measured clockwise from the positive  $x$  axis, is

$$\phi = \alpha - 30^\circ = 46.22^\circ - 30^\circ = 16.2^\circ$$

**Ans.**



**Ans:**

$$F_R = 4.01 \text{ kN}$$

$$\phi = 16.2^\circ$$

**2-31.**

If the resultant force of the two tugboats is required to be directed towards the positive  $x$  axis, and  $F_B$  is to be a minimum, determine the magnitude of  $F_R$  and  $F_B$  and the angle  $\theta$ .

**SOLUTION**

For  $F_B$  to be minimum, it has to be directed perpendicular to  $F_R$ . Thus,

$$\theta = 90^\circ$$

**Ans.**

The parallelogram law of addition and triangular rule are shown in Figs. *a* and *b*, respectively.

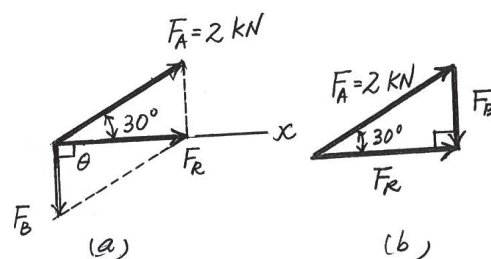
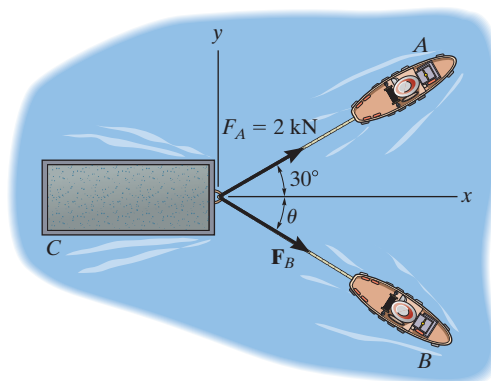
By applying simple trigonometry to Fig. *b*,

$$F_B = 2 \sin 30^\circ = 1 \text{ kN}$$

**Ans.**

$$F_R = 2 \cos 30^\circ = 1.73 \text{ kN}$$

**Ans.**



**Ans:**

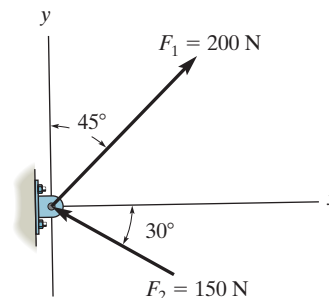
$$\theta = 90^\circ$$

$$F_B = 1 \text{ kN}$$

$$F_R = 1.73 \text{ kN}$$

**\*2-32.**

Determine the magnitude of the resultant force and its direction, measured counterclockwise from the positive  $x$  axis.



**SOLUTION**

**Scalar Notation.** Summing the force components along  $x$  and  $y$  axes algebraically by referring to Fig.  $a$ ,

$$\rightarrow (F_R)_x = \Sigma F_x; \quad (F_R)_x = 200 \sin 45^\circ - 150 \cos 30^\circ = 11.518\text{ N} \rightarrow$$

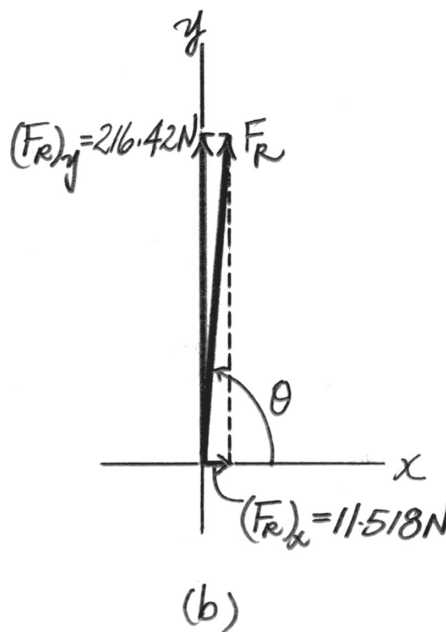
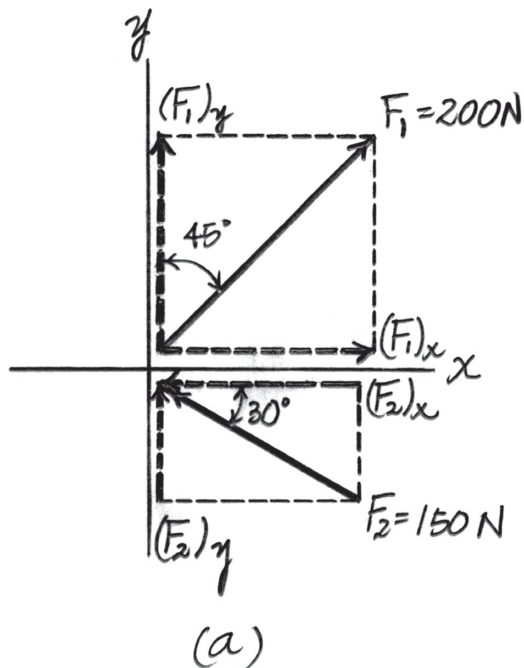
$$+\uparrow (F_R)_y = \Sigma F_y; \quad (F_R)_y = 200 \cos 45^\circ + 150 \sin 30^\circ = 216.42\text{ N} \uparrow$$

Referring to Fig.  $b$ , the magnitude of the resultant force  $F_R$  is

$$F_R = \sqrt{(F_R)_x^2 + (F_R)_y^2} = \sqrt{11.518^2 + 216.42^2} = 216.73\text{ N} = 217\text{ N} \quad \text{Ans.}$$

And the directional angle  $\theta$  of  $\mathbf{F}_R$  measured counterclockwise from the positive  $x$  axis is

$$\theta = \tan^{-1} \left[ \frac{(F_R)_y}{(F_R)_x} \right] = \tan^{-1} \left( \frac{216.42}{11.518} \right) = 86.95^\circ = 87.0^\circ \quad \text{Ans.}$$



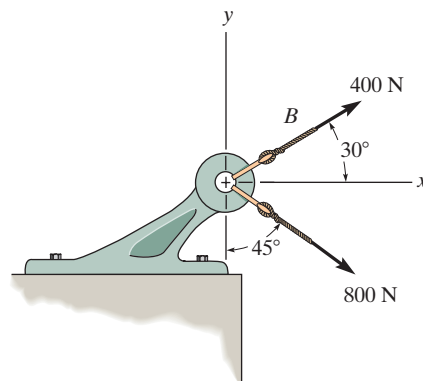
**Ans:**

$$F_R = 217\text{ N}$$

$$\theta = 87.0^\circ$$

## 2-33.

Determine the magnitude of the resultant force and its direction, measured clockwise from the positive  $x$  axis.



## SOLUTION

**Scalar Notation.** Summing the force components along  $x$  and  $y$  axes by referring to Fig.  $a$ ,

$$\rightarrow (F_R)_x = \Sigma F_x; \quad (F_R)_x = 400 \cos 30^\circ + 800 \sin 45^\circ = 912.10 \text{ N} \rightarrow$$

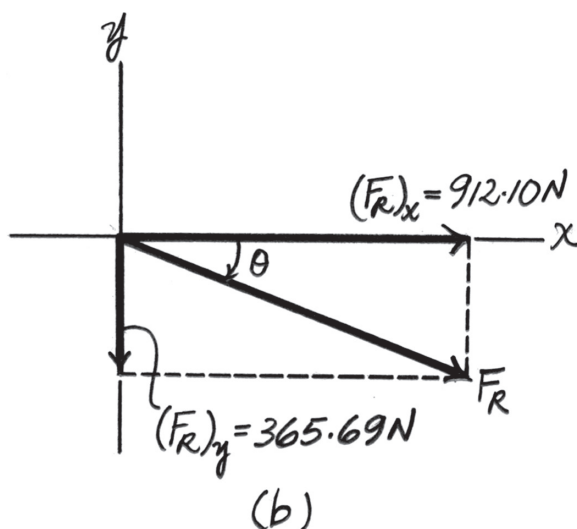
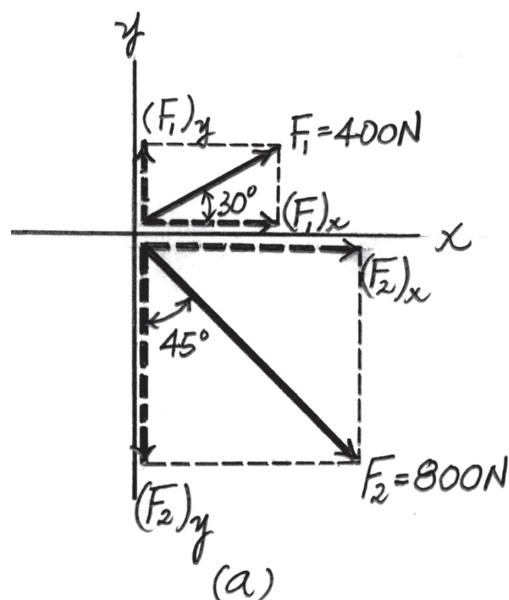
$$+\uparrow (F_R)_y = \Sigma F_y; \quad (F_R)_y = 400 \sin 30^\circ - 800 \cos 45^\circ = -365.69 \text{ N} = 365.69 \text{ N} \downarrow$$

Referring to Fig.  $b$ , the magnitude of the resultant force is

$$F_R = \sqrt{(F_R)_x^2 + (F_R)_y^2} = \sqrt{912.10^2 + 365.69^2} = 982.67 \text{ N} = 983 \text{ N} \quad \text{Ans.}$$

And its directional angle  $\theta$  measured clockwise from the positive  $x$  axis is

$$\theta = \tan^{-1} \left[ \frac{(F_R)_y}{(F_R)_x} \right] = \tan^{-1} \left( \frac{365.69}{912.10} \right) = 21.84^\circ = 21.8^\circ \quad \text{Ans.}$$



**Ans:**

$$F_R = 983 \text{ N}$$

$$\theta = 21.8^\circ$$

2-34.

Resolve  $\mathbf{F}_1$  and  $\mathbf{F}_2$  into their  $x$  and  $y$  components.

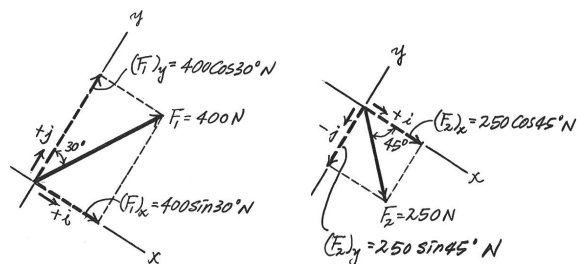
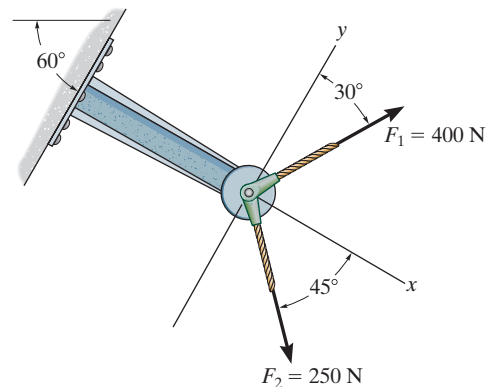
### SOLUTION

$$\begin{aligned}\mathbf{F}_1 &= \{400 \sin 30^\circ(+\mathbf{i}) + 400 \cos 30^\circ(+\mathbf{j})\} \text{ N} \\ &= \{200\mathbf{i} + 346\mathbf{j}\} \text{ N}\end{aligned}$$

$$\begin{aligned}\mathbf{F}_2 &= \{250 \cos 45^\circ(+\mathbf{i}) + 250 \sin 45^\circ(-\mathbf{j})\} \text{ N} \\ &= \{177\mathbf{i} - 177\mathbf{j}\} \text{ N}\end{aligned}$$

Ans.

Ans.



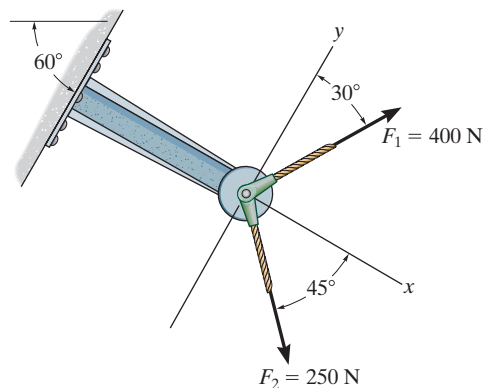
Ans:

$$\mathbf{F}_1 = \{200\mathbf{i} + 346\mathbf{j}\} \text{ N}$$

$$\mathbf{F}_2 = \{177\mathbf{i} - 177\mathbf{j}\} \text{ N}$$

2-35.

Determine the magnitude of the resultant force and its direction measured counterclockwise from the positive  $x$  axis.



## SOLUTION

**Rectangular Components:** By referring to Fig. *a*, the  $x$  and  $y$  components of  $\mathbf{F}_1$  and  $\mathbf{F}_2$  can be written as

$$(F_1)_x = 400 \sin 30^\circ = 200 \text{ N} \quad (F_1)_y = 400 \cos 30^\circ = 346.41 \text{ N}$$

$$(F_2)_x = 250 \cos 45^\circ = 176.78 \text{ N} \quad (F_2)_y = 250 \sin 45^\circ = 176.78 \text{ N}$$

**Resultant Force:** Summing the force components algebraically along the  $x$  and  $y$  axes, we have

$$+\rightarrow \Sigma(F_R)_x = \Sigma F_x; \quad (F_R)_x = 200 + 176.78 = 376.78 \text{ N}$$

**Ans.**

$$+\uparrow \Sigma(F_R)_y = \Sigma F_y; \quad (F_R)_y = 346.41 - 176.78 = 169.63 \text{ N } \uparrow$$

The magnitude of the resultant force  $\mathbf{F}_R$  is

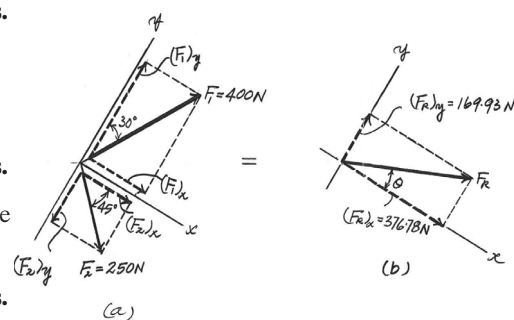
$$F_R = \sqrt{(F_R)_x^2 + (F_R)_y^2} = \sqrt{376.78^2 + 169.63^2} = 413 \text{ N}$$

**Ans.**

The direction angle  $\theta$  of  $\mathbf{F}_R$ , Fig. *b*, measured counterclockwise from the positive axis, is

$$\theta = \tan^{-1} \left[ \frac{(F_R)_y}{(F_R)_x} \right] = \tan^{-1} \left( \frac{169.63}{376.78} \right) = 24.2^\circ$$

**Ans.**



**Ans:**

$$F_R = 413 \text{ N}$$

$$\theta = 24.2^\circ$$

**\*2-36.**

Resolve each force acting on the *gusset plate* into its  $x$  and  $y$  components, and express each force as a Cartesian vector.

$$\mathbf{F}_1 = \{900(+\mathbf{i})\} = \{900\mathbf{i}\} \text{ N}$$

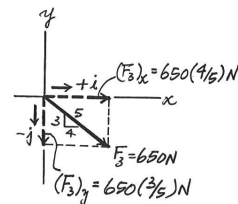
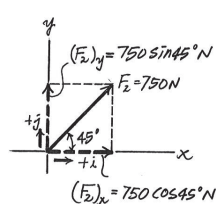
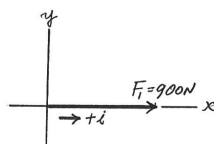
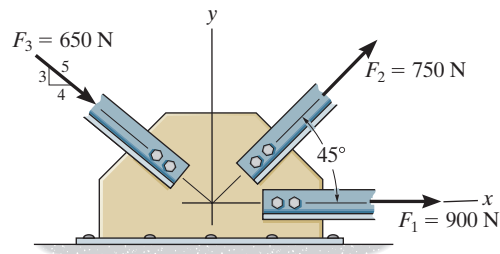
$$\begin{aligned}\mathbf{F}_2 &= \{750 \cos 45^\circ(+\mathbf{i}) + 750 \sin 45^\circ(+\mathbf{j})\} \text{ N} \\ &= \{530\mathbf{i} + 530\mathbf{j}\} \text{ N}\end{aligned}$$

$$\begin{aligned}\mathbf{F}_3 &= \left\{ 650 \left( \frac{4}{5} \right) (+\mathbf{i}) + 650 \left( \frac{3}{5} \right) (-\mathbf{j}) \right\} \text{ N} \\ &= \{520\mathbf{i} - 390\mathbf{j}\} \text{ N}\end{aligned}$$

**Ans.**

**Ans.**

**Ans.**



**Ans:**

$$\mathbf{F}_1 = \{900\mathbf{i}\} \text{ N}$$

$$\mathbf{F}_2 = \{530\mathbf{i} + 530\mathbf{j}\} \text{ N}$$

$$\mathbf{F}_3 = \{520\mathbf{i} - 390\mathbf{j}\} \text{ N}$$



## 2-37.

Determine the magnitude of the resultant force acting on the plate and its direction, measured counterclockwise from the positive  $x$  axis.

### SOLUTION

**Rectangular Components:** By referring to Fig. *a*, the  $x$  and  $y$  components of  $\mathbf{F}_1$ ,  $\mathbf{F}_2$ , and  $\mathbf{F}_3$  can be written as

$$\begin{aligned}(F_1)_x &= 900 \text{ N} & (F_1)_y &= 0 \\(F_2)_x &= 750 \cos 45^\circ = 530.33 \text{ N} & (F_2)_y &= 750 \sin 45^\circ = 530.33 \text{ N} \\(F_3)_x &= 650 \left(\frac{4}{5}\right) = 520 \text{ N} & (F_3)_y &= 650 \left(\frac{3}{5}\right) = 390 \text{ N}\end{aligned}$$

**Resultant Force:** Summing the force components algebraically along the  $x$  and  $y$  axes, we have

$$\rightarrow \Sigma(F_R)_x = \Sigma F_x; \quad (F_R)_x = 900 + 530.33 + 520 = 1950.33 \text{ N} \rightarrow$$

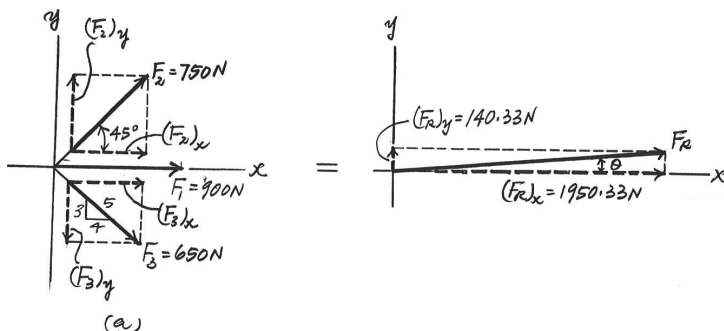
$$+\uparrow \Sigma(F_R)_y = \Sigma F_y; \quad (F_R)_y = 530.33 - 390 = 140.33 \text{ N} \uparrow$$

The magnitude of the resultant force  $\mathbf{F}_R$  is

$$F_R = \sqrt{(F_R)_x^2 + (F_R)_y^2} = \sqrt{1950.33^2 + 140.33^2} = 1955 \text{ N} = 1.96 \text{ kN} \quad \text{Ans.}$$

The direction angle  $\theta$  of  $\mathbf{F}_R$ , measured clockwise from the positive  $x$  axis, is

$$\theta = \tan^{-1} \left[ \frac{(F_R)_y}{(F_R)_x} \right] = \tan^{-1} \left( \frac{140.33}{1950.33} \right) = 4.12^\circ \quad \text{Ans.}$$



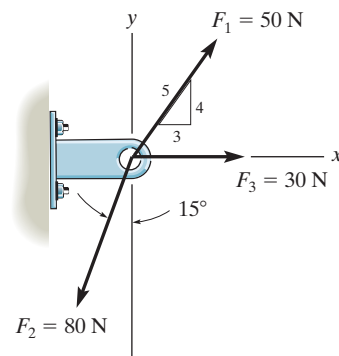
**Ans:**

$$F_R = 1.96 \text{ kN}$$

$$\theta = 4.12^\circ$$

2-38.

Express each of the three forces acting on the support in Cartesian vector form and determine the magnitude of the resultant force and its direction, measured clockwise from positive  $x$  axis.



## SOLUTION

**Cartesian Notation.** Referring to Fig.  $a$ ,

$$\mathbf{F}_1 = (F_1)_x \mathbf{i} + (F_1)_y \mathbf{j} = 50 \left( \frac{3}{5} \right) \mathbf{i} + 50 \left( \frac{4}{5} \right) \mathbf{j} = \{30 \mathbf{i} + 40 \mathbf{j}\} \text{ N} \quad \text{Ans.}$$

$$\mathbf{F}_2 = -(F_2)_x \mathbf{i} - (F_2)_y \mathbf{j} = -80 \sin 15^\circ \mathbf{i} - 80 \cos 15^\circ \mathbf{j}$$

$$= \{-20.71 \mathbf{i} - 77.27 \mathbf{j}\} \text{ N}$$

$$= \{-20.7 \mathbf{i} - 77.3 \mathbf{j}\} \text{ N}$$

$$\mathbf{F}_3 = (F_3)_x \mathbf{i} = \{30 \mathbf{i}\}$$

Thus, the resultant force is

$$\begin{aligned} \mathbf{F}_R &= \Sigma \mathbf{F}; \quad \mathbf{F}_R = \mathbf{F}_1 + \mathbf{F}_2 + \mathbf{F}_3 \\ &= (30 \mathbf{i} + 40 \mathbf{j}) + (-20.71 \mathbf{i} - 77.27 \mathbf{j}) + 30 \mathbf{i} \\ &= \{39.29 \mathbf{i} - 37.27 \mathbf{j}\} \text{ N} \end{aligned}$$

Referring to Fig.  $b$ , the magnitude of  $\mathbf{F}_R$  is

$$F_R = \sqrt{39.29^2 + 37.27^2} = 54.16 \text{ N} = 54.2 \text{ N}$$

And its directional angle  $\theta$  measured clockwise from the positive  $x$  axis is

$$\theta = \tan^{-1} \left( \frac{37.27}{39.29} \right) = 43.49^\circ = 43.5^\circ$$

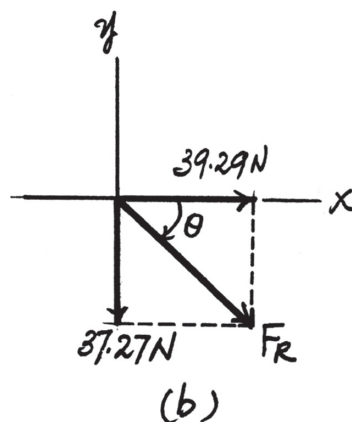
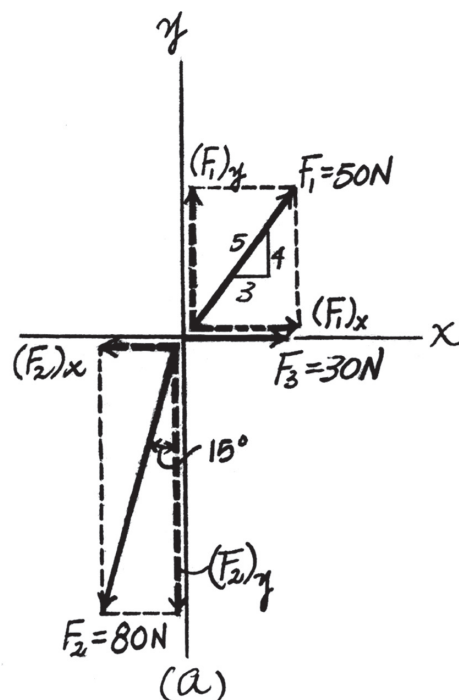
Ans.

Ans.

Ans.

Ans.

Ans.



Ans:

$$\mathbf{F}_1 = \{30 \mathbf{i} + 40 \mathbf{j}\} \text{ N}$$

$$\mathbf{F}_2 = \{-20.7 \mathbf{i} - 77.3 \mathbf{j}\} \text{ N}$$

$$\mathbf{F}_3 = \{30 \mathbf{i}\}$$

$$F_R = 54.2 \text{ N}$$

$$\theta = 43.5^\circ$$

**2–39.**

Determine the  $x$  and  $y$  components of  $\mathbf{F}_1$  and  $\mathbf{F}_2$ .

### SOLUTION

$$F_{1x} = 200 \sin 45^\circ = 141 \text{ N}$$

$$F_{1y} = 200 \cos 45^\circ = 141 \text{ N}$$

$$F_{2x} = -150 \cos 30^\circ = -130 \text{ N}$$

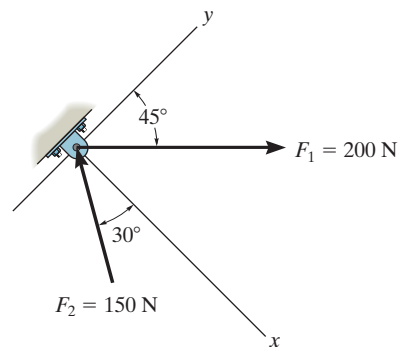
$$F_{2y} = 150 \sin 30^\circ = 75 \text{ N}$$

**Ans.**

**Ans.**

**Ans.**

**Ans.**



**Ans:**

$$F_{1x} = 141 \text{ N}$$

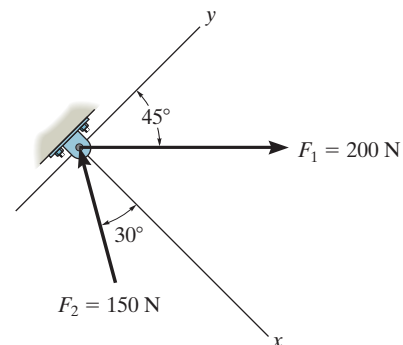
$$F_{1y} = 141 \text{ N}$$

$$F_{2x} = -130 \text{ N}$$

$$F_{2y} = 75 \text{ N}$$

**\*2–40.**

Determine the magnitude of the resultant force and its direction, measured counterclockwise from the positive  $x$  axis.



### SOLUTION

$$+\nearrow F_{Rx} = \Sigma F_x; \quad F_{Rx} = -150 \cos 30^\circ + 200 \sin 45^\circ = 11.518\text{ N}$$

$$\nearrow F_{Ry} = \Sigma F_y; \quad F_{Ry} = 150 \sin 30^\circ + 200 \cos 45^\circ = 216.421\text{ N}$$

$$F_R = \sqrt{(11.518)^2 + (216.421)^2} = 217\text{ N}$$

$$\theta = \tan^{-1}\left(\frac{216.421}{11.518}\right) = 87.0^\circ$$

**Ans.**

**Ans.**

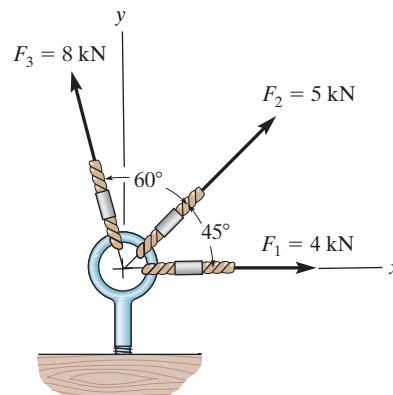
**Ans:**

$$F_R = 217\text{ N}$$

$$\theta = 87.0^\circ$$

## 2-41.

Determine the magnitude of the resultant force and its direction, measured counterclockwise from the positive  $x$  axis.



## SOLUTION

**Scalar Notation.** Summing the force components along  $x$  and  $y$  axes algebraically by referring to Fig.  $a$ ,

$$\rightarrow (F_R)_x = \Sigma F_x; \quad (F_R)_x = 4 + 5 \cos 45^\circ - 8 \sin 15^\circ = 5.465 \text{ kN} \rightarrow$$

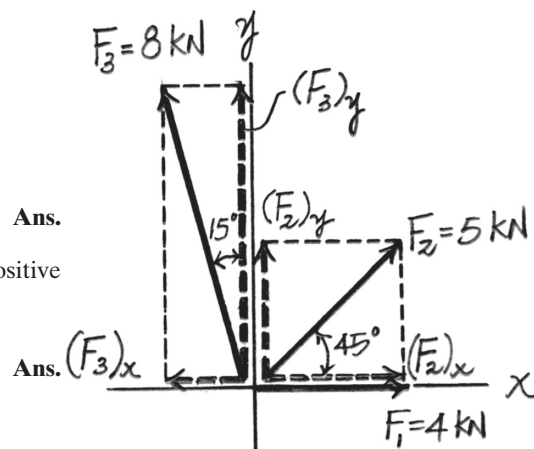
$$+\uparrow (F_R)_y = \Sigma F_y; \quad (F_R)_y = 5 \sin 45^\circ + 8 \cos 15^\circ = 11.263 \text{ kN} \uparrow$$

By referring to Fig.  $b$ , the magnitude of the resultant force  $\mathbf{F}_R$  is

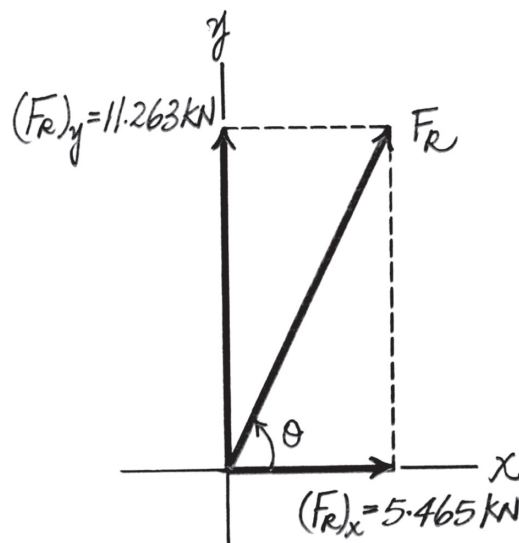
$$F_R = \sqrt{(F_R)_x^2 + (F_R)_y^2} = \sqrt{5.465^2 + 11.263^2} = 12.52 \text{ kN} = 12.5 \text{ kN} \quad \text{Ans.}$$

And the directional angle  $\theta$  of  $\mathbf{F}_R$  measured counterclockwise from the positive  $x$  axis is

$$\theta = \tan^{-1} \left[ \frac{(F_R)_y}{(F_R)_x} \right] = \tan^{-1} \left( \frac{11.263}{5.465} \right) = 64.12^\circ = 64.1^\circ$$



(a)



(b)

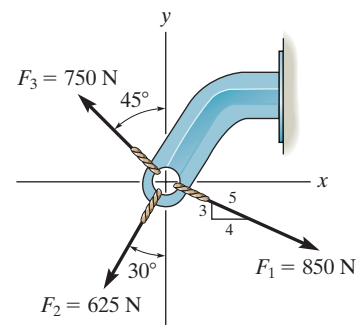
**Ans:**

$$F_R = 12.5 \text{ kN}$$

$$\theta = 64.1^\circ$$

**2-42.**

Express  $\mathbf{F}_1$ ,  $\mathbf{F}_2$ , and  $\mathbf{F}_3$  as Cartesian vectors.



# **SOLUTION**

$$\begin{aligned}\mathbf{F}_1 &= \frac{4}{5}(850)\mathbf{i} - \frac{3}{5}(850)\mathbf{j} \\ &= \{680\mathbf{i} - 510\mathbf{j}\} \text{ N}\end{aligned}$$

**Ans.**

$$\begin{aligned}\mathbf{F}_2 &= -625 \sin 30^\circ \mathbf{i} - 625 \cos 30^\circ \mathbf{j} \\ &= \{-312\mathbf{i} - 541\mathbf{j}\} \text{ N}\end{aligned}$$

**Ans.**

$$\begin{aligned}\mathbf{F}_3 &= -750 \sin 45^\circ \mathbf{i} + 750 \cos 45^\circ \mathbf{j} \\ &= \{-530\mathbf{i} + 530\mathbf{j}\} \text{ N}\end{aligned}$$

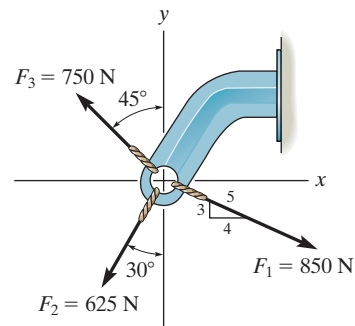
**Ans.**

**Ans:**

$$\begin{aligned}\mathbf{F}_1 &= \{680\mathbf{i} - 510\mathbf{j}\} \text{ N} \\ \mathbf{F}_2 &= \{-312\mathbf{i} - 541\mathbf{j}\} \text{ N} \\ \mathbf{F}_3 &= \{-530\mathbf{i} + 530\mathbf{j}\} \text{ N}\end{aligned}$$

**2-43.**

Determine the magnitude of the resultant force and its direction measured counterclockwise from the positive  $x$  axis.



**SOLUTION**

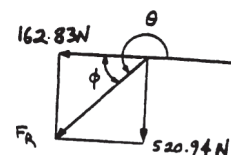
$$\rightarrow F_{Rx} = \Sigma F_x; \quad F_{Rx} = \frac{4}{5}(850) - 625 \sin 30^\circ - 750 \sin 45^\circ = -162.83 \text{ N}$$

$$+\uparrow F_{Ry} = \Sigma F_y; \quad F_{Ry} = -\frac{3}{5}(850) - 625 \cos 30^\circ + 750 \cos 45^\circ = -520.94 \text{ N}$$

$$F_R = \sqrt{(-162.83)^2 + (-520.94)^2} = 546 \text{ N} \quad \text{Ans.}$$

$$\phi = \tan^{-1}\left(\frac{520.94}{162.83}\right) = 72.64^\circ$$

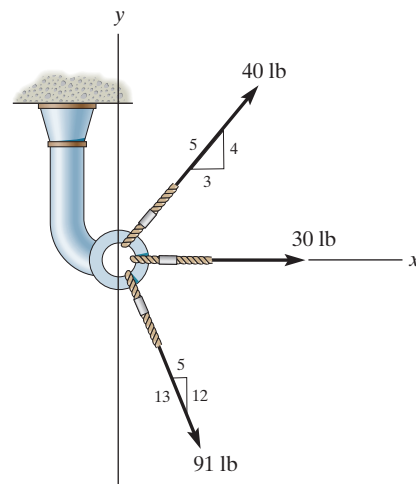
$$\theta = 180^\circ + 72.64^\circ = 253^\circ \quad \text{Ans.}$$



**Ans:**  
 $F_R = 546 \text{ N}$   
 $\theta = 253^\circ$

**\*2-44.**

Determine the magnitude of the resultant force and its direction, measured clockwise from the positive  $x$  axis.



**SOLUTION**

**Scalar Notation.** Summing the force components along  $x$  and  $y$  axes algebraically by referring to Fig.  $a$ ,

$$\rightarrow (F_R)_x = \Sigma F_x; \quad (F_R)_x = 40\left(\frac{3}{5}\right) + 91\left(\frac{5}{13}\right) + 30 = 89 \text{ lb} \rightarrow$$

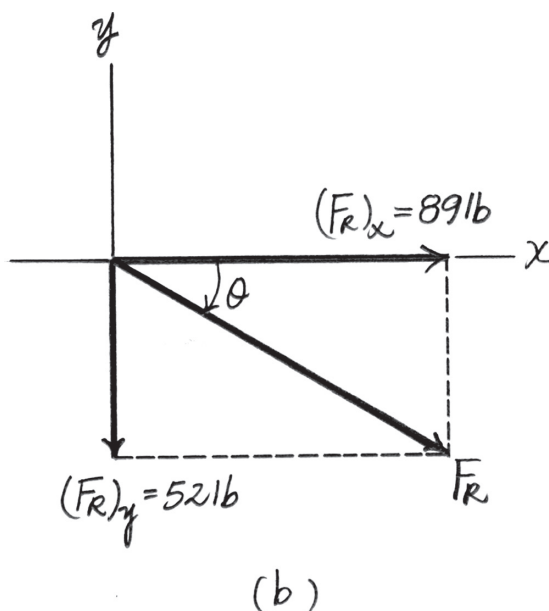
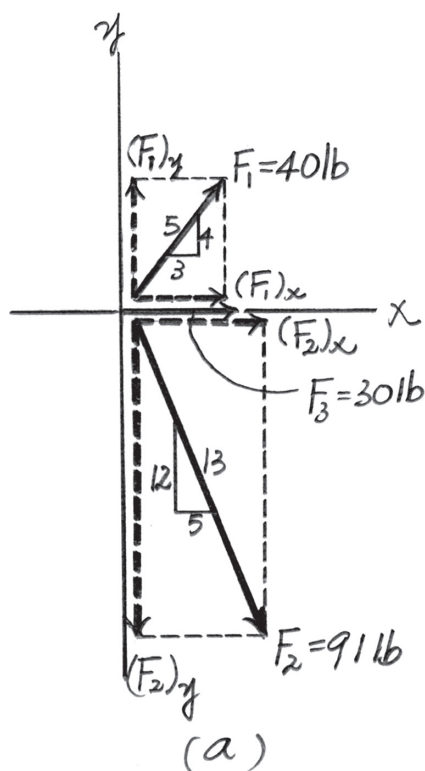
$$+\uparrow (F_R)_y = \Sigma F_y; \quad (F_R)_y = 40\left(\frac{4}{5}\right) - 91\left(\frac{12}{13}\right) = -52 \text{ lb} = 52 \text{ lb} \downarrow$$

By referring to Fig.  $b$ , the magnitude of resultant force is

$$F_R = \sqrt{(F_R)_x^2 + (F_R)_y^2} = \sqrt{89^2 + 52^2} = 103.08 \text{ lb} = 103 \text{ lb} \quad \text{Ans.}$$

And its directional angle  $\theta$  measured clockwise from the positive  $x$  axis is

$$\theta = \tan^{-1}\left[\frac{(F_R)_y}{(F_R)_x}\right] = \tan^{-1}\left(\frac{52}{89}\right) = 30.30^\circ = 30.3^\circ \quad \text{Ans.}$$



**Ans:**  
 $F_R = 103 \text{ lb}$   
 $\theta = 30.3^\circ$



**2-45.**

Determine the magnitude and direction  $\theta$  of the resultant force  $\mathbf{F}_R$ . Express the result in terms of the magnitudes of the components  $\mathbf{F}_1$  and  $\mathbf{F}_2$  and the angle  $\phi$ .

### SOLUTION

$$F_R^2 = F_1^2 + F_2^2 - 2F_1F_2 \cos (180^\circ - \phi)$$

Since  $\cos (180^\circ - \phi) = -\cos \phi$ ,

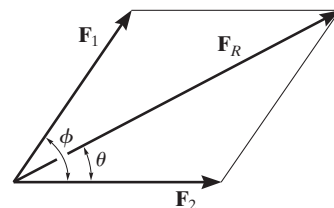
$$F_R = \sqrt{F_1^2 + F_2^2 + 2F_1F_2 \cos \phi}$$

From the figure,

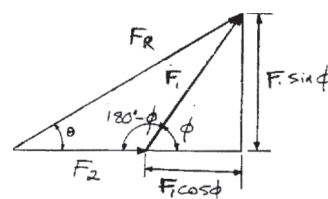
$$\tan \theta = \frac{F_1 \sin \phi}{F_2 + F_1 \cos \phi}$$

$$\theta = \tan^{-1} \left( \frac{F_1 \sin \phi}{F_2 + F_1 \cos \phi} \right)$$

**Ans.**



**Ans.**



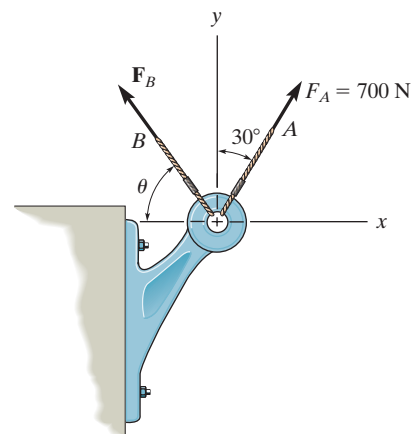
**Ans:**

$$F_R = \sqrt{F_1^2 + F_2^2 + 2F_1F_2 \cos \phi}$$

$$\theta = \tan^{-1} \left( \frac{F_1 \sin \phi}{F_2 + F_1 \cos \phi} \right)$$

**2-46.**

Determine the magnitude and orientation  $\theta$  of  $\mathbf{F}_B$  so that the resultant force is directed along the positive  $y$  axis and has a magnitude of 1500 N.



**SOLUTION**

**Scalar Notation:** Summing the force components algebraically, we have

$$\rightarrow F_{R_x} = \Sigma F_x; \quad 0 = 700 \sin 30^\circ - F_B \cos \theta$$

$$F_B \cos \theta = 350 \quad (1)$$

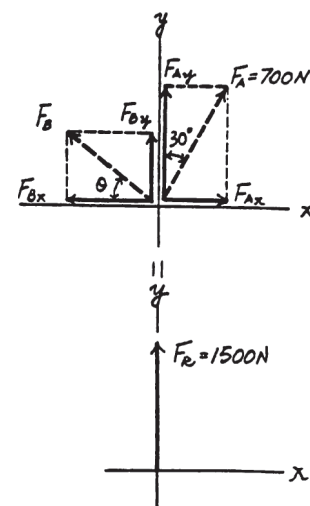
$$+\uparrow F_{R_y} = \Sigma F_y; \quad 1500 = 700 \cos 30^\circ + F_B \sin \theta$$

$$F_B \sin \theta = 893.8 \quad (2)$$

Solving Eq. (1) and (2) yields

$$\theta = 68.6^\circ \quad F_B = 960 \text{ N}$$

**Ans.**



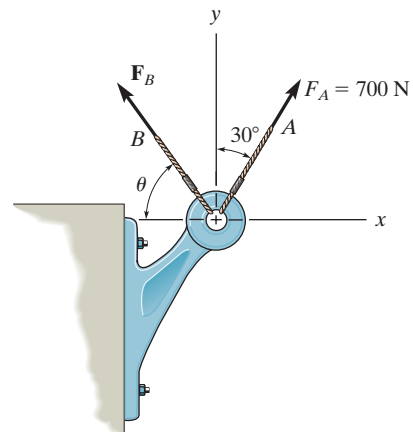
**Ans:**

$$\theta = 68.6^\circ$$

$$F_B = 960 \text{ N}$$

## 2-47.

Determine the magnitude and orientation, measured counterclockwise from the positive  $y$  axis, of the resultant force acting on the bracket, if  $F_B = 600$  N and  $\theta = 20^\circ$ .



## SOLUTION

**Scalar Notation:** Summing the force components algebraically, we have

$$\begin{aligned} \rightarrow F_{R_x} &= \Sigma F_x; & F_{R_x} &= 700 \sin 30^\circ - 600 \cos 20^\circ \\ & & &= -213.8 \text{ N} = 213.8 \text{ N} \leftarrow \end{aligned}$$

$$\begin{aligned} + \uparrow F_{R_y} &= \Sigma F_y; & F_{R_y} &= 700 \cos 30^\circ + 600 \sin 20^\circ \\ & & &= 811.4 \text{ N} \uparrow \end{aligned}$$

The magnitude of the resultant force  $\mathbf{F}_R$  is

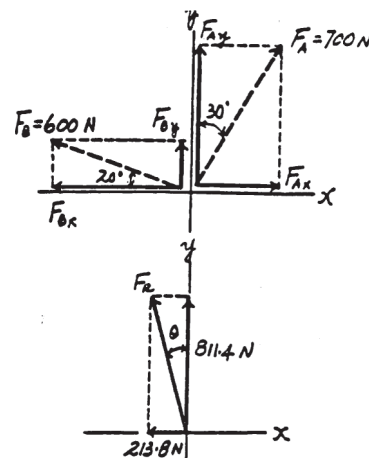
$$F_R = \sqrt{F_{R_x}^2 + F_{R_y}^2} = \sqrt{213.8^2 + 811.4^2} = 839 \text{ N}$$

The directional angle  $\theta$  measured counterclockwise from positive  $y$  axis is

$$\theta = \tan^{-1} \frac{F_{R_x}}{F_{R_y}} = \tan^{-1} \left( \frac{213.8}{811.4} \right) = 14.8^\circ$$

Ans.

Ans.



**Ans:**

$$F_R = 839 \text{ N}$$

$$\theta = 14.8^\circ$$

**\*2-48.**

Three forces act on the bracket. Determine the magnitude and direction  $\theta$  of  $\mathbf{F}_1$  so that the resultant force is directed along the positive  $x'$  axis and has a magnitude of 800 N.

**SOLUTION**

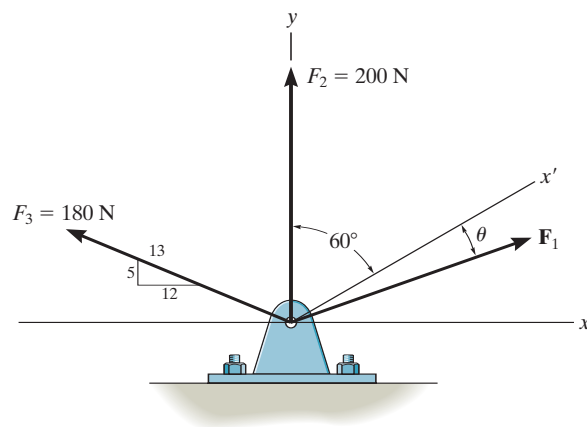
$$\rightarrow F_{Rx} = \Sigma F_x; \quad 800 \sin 60^\circ = F_1 \sin(60^\circ + \theta) - \frac{12}{13}(180)$$

$$+\uparrow F_{Ry} = \Sigma F_y; \quad 800 \cos 60^\circ = F_1 \cos(60^\circ + \theta) + 200 + \frac{5}{13}(180)$$

$$60^\circ + \theta = 81.34^\circ$$

$$\theta = 21.3^\circ$$

$$F_1 = 869 \text{ N}$$



**Ans.**

**Ans.**

**Ans:**  
 $\theta = 21.3^\circ$   
 $F_1 = 869 \text{ N}$

**2-49.**

If  $F_1 = 300$  N and  $\theta = 10^\circ$ , determine the magnitude and direction, measured counterclockwise from the positive  $x'$  axis, of the resultant force acting on the bracket.

**SOLUTION**

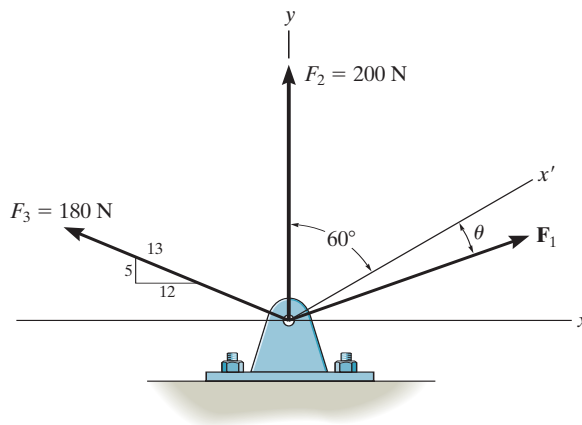
$$\rightarrow F_{Rx} = \Sigma F_x; \quad F_{Rx} = 300 \sin 70^\circ - \frac{12}{13}(180) = 115.8 \text{ N}$$

$$+\uparrow F_{Ry} = \Sigma F_y; \quad F_{Ry} = 300 \cos 70^\circ + 200 + \frac{5}{13}(180) = 371.8 \text{ N}$$

$$F_R = \sqrt{(115.8)^2 + (371.8)^2} = 389 \text{ N}$$

$$\phi = \tan^{-1} \left[ \frac{371.8}{115.8} \right] = 72.71^\circ \quad \angle \theta$$

$$\phi' = 72.71^\circ - 30^\circ = 42.7^\circ$$



**Ans.**

**Ans.**

**Ans:**

$$F_R = 389 \text{ N}$$

$$\phi' = 42.7^\circ$$

**2-50.**

Express  $\mathbf{F}_1$ ,  $\mathbf{F}_2$ , and  $\mathbf{F}_3$  as Cartesian vectors.

### SOLUTION

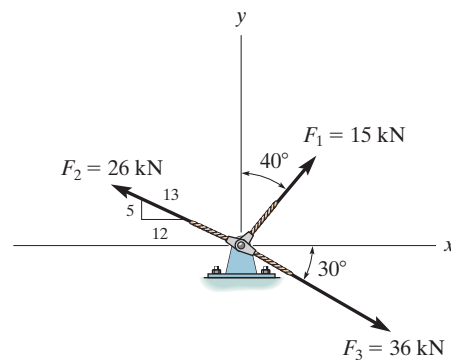
$$\mathbf{F}_1 = \{-200 \mathbf{i}\} \text{ lb}$$

$$\mathbf{F}_2 = -250 \sin 30^\circ \mathbf{i} + 250 \cos 30^\circ \mathbf{j}$$

$$= \{-125 \mathbf{i} + 217 \mathbf{j}\} \text{ lb}$$

$$\mathbf{F}_3 = 225 \cos 30^\circ \mathbf{i} + 225 \sin 30^\circ \mathbf{j}$$

$$= \{195 \mathbf{i} + 112 \mathbf{j}\} \text{ lb}$$



**Ans.**

**Ans.**

**Ans.**

**Ans:**

$$\mathbf{F}_1 = \{-200\mathbf{i}\} \text{ lb}$$

$$\mathbf{F}_2 = \{-125\mathbf{i} + 217\mathbf{j}\} \text{ lb}$$

$$\mathbf{F}_3 = \{195\mathbf{i} + 112\mathbf{j}\} \text{ lb}$$

**2-51.**

Determine the magnitude of the resultant force and its orientation measured counterclockwise from the positive  $x$  axis.

**SOLUTION**

$$\rightarrow F_{Rx} = \Sigma F_x; \quad F_{Rx} = 15 \sin 40^\circ - \frac{12}{13}(26) + 36 \cos 30^\circ = 16.82 \text{ kN}$$

$$+\uparrow F_{Ry} = \Sigma F_y; \quad F_{Ry} = 15 \cos 40^\circ + \frac{5}{13}(26) - 36 \sin 30^\circ = 3.491 \text{ kN}$$

$$F_R = \sqrt{(16.82)^2 + (3.491)^2} = 17.2 \text{ kN}$$

$$\theta = \tan^{-1}\left(\frac{3.491}{16.82}\right) = 11.7^\circ$$

**Ans.**

**Ans.**

Also,

$$\mathbf{F}_1 = \{15 \sin 40^\circ \mathbf{i} + 15 \cos 40^\circ \mathbf{j}\} \text{ kN} = \{9.64\mathbf{i} + 11.5\mathbf{j}\} \text{ kN}$$

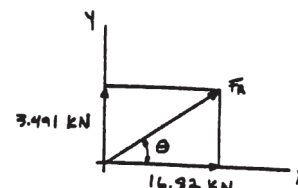
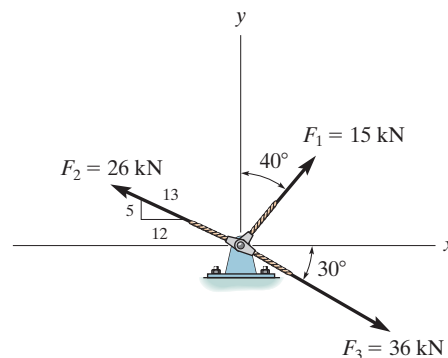
$$\mathbf{F}_2 = \left\{-\frac{12}{13}(26)\mathbf{i} + \frac{5}{13}(26)\mathbf{j}\right\} \text{ kN} = \{-24\mathbf{i} + 10\mathbf{j}\} \text{ kN}$$

$$\mathbf{F}_3 = \{36 \cos 30^\circ \mathbf{i} - 36 \sin 30^\circ \mathbf{j}\} \text{ kN} = \{31.2\mathbf{i} - 18\mathbf{j}\} \text{ kN}$$

$$\mathbf{F}_R = \mathbf{F}_1 + \mathbf{F}_2 + \mathbf{F}_3$$

$$= \{9.64\mathbf{i} + 11.5\mathbf{j}\} + \{-24\mathbf{i} + 10\mathbf{j}\} + \{31.2\mathbf{i} - 18\mathbf{j}\}$$

$$= \{16.8\mathbf{i} + 3.49\mathbf{j}\} \text{ kN}$$

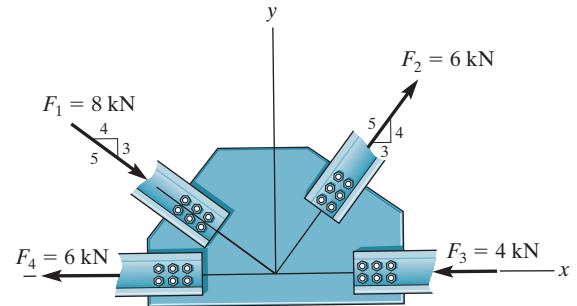


**Ans:**

$$F_R = 17.2 \text{ kN}, \theta = 11.7^\circ$$

**\*2-52.**

Determine the  $x$  and  $y$  components of each force acting on the *gusset plate* of a bridge truss. Show that the resultant force is zero.



**SOLUTION**

**Scalar Notation.** Referring to Fig. *a*, the  $x$  and  $y$  components of each force are

$$(F_1)_x = 8 \left( \frac{4}{5} \right) = 6.40 \text{ kN} \rightarrow \quad \text{Ans.}$$

$$(F_1)_y = 8 \left( \frac{3}{5} \right) = 4.80 \text{ kN} \downarrow \quad \text{Ans.}$$

$$(F_2)_x = 6 \left( \frac{3}{5} \right) = 3.60 \text{ kN} \rightarrow \quad \text{Ans.}$$

$$(F_2)_y = 6 \left( \frac{4}{5} \right) = 4.80 \text{ kN} \uparrow \quad \text{Ans.}$$

$$(F_3)_x = 4 \text{ kN} \leftarrow \quad \text{Ans.}$$

$$(F_3)_y = 0 \quad \text{Ans.}$$

$$(F_4)_x = 6 \text{ kN} \leftarrow \quad \text{Ans.}$$

$$(F_4)_y = 0 \quad \text{Ans.}$$

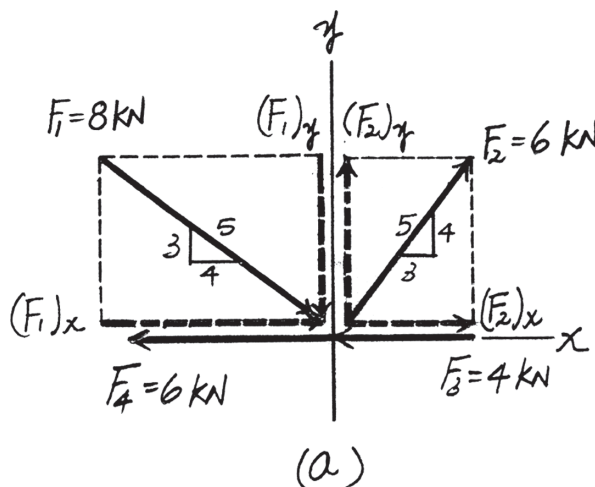
Summing these force components along  $x$  and  $y$  axes algebraically,

$$\rightarrow (F_R)_x = \Sigma F_x; \quad (F_R)_x = 6.40 + 3.60 - 4 - 6 = 0$$

$$+\uparrow (F_R)_y = \Sigma F_y; \quad (F_R)_y = 4.80 - 4.80 = 0$$

Thus,

$$F_R = \sqrt{(F_R)_x^2 + (F_R)_y^2} = \sqrt{0^2 + 0^2} = 0 \quad (\text{Q.E.D.})$$



**Ans:**

$$(F_1)_x = 6.40 \text{ kN} \rightarrow$$

$$(F_1)_y = 4.80 \text{ kN} \downarrow$$

$$(F_2)_x = 3.60 \text{ kN} \rightarrow$$

$$(F_2)_y = 4.80 \text{ kN} \uparrow$$

$$(F_3)_x = 4 \text{ kN} \leftarrow$$

$$(F_3)_y = 0$$

$$(F_4)_x = 6 \text{ kN} \leftarrow$$

$$(F_4)_y = 0$$



**2-53.**

Express  $\mathbf{F}_1$  and  $\mathbf{F}_2$  as Cartesian vectors.

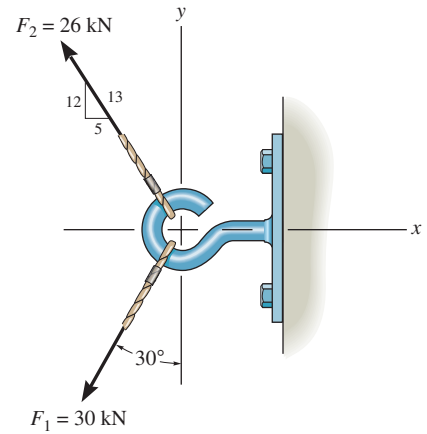
**SOLUTION**

$$\begin{aligned}\mathbf{F}_1 &= -30 \sin 30^\circ \mathbf{i} - 30 \cos 30^\circ \mathbf{j} \\ &= \{-15.0 \mathbf{i} - 26.0 \mathbf{j}\} \text{ kN}\end{aligned}$$

$$\begin{aligned}\mathbf{F}_2 &= -\frac{5}{13}(26) \mathbf{i} + \frac{12}{13}(26) \mathbf{j} \\ &= \{-10.0 \mathbf{i} + 24.0 \mathbf{j}\} \text{ kN}\end{aligned}$$

**Ans.**

**Ans.**



**Ans:**

$$\mathbf{F}_1 = \{-15.0\mathbf{i} - 26.0\mathbf{j}\} \text{ kN}$$

$$\mathbf{F}_2 = \{-10.0\mathbf{i} + 24.0\mathbf{j}\} \text{ kN}$$

**2-54.**

Determine the magnitude of the resultant force and its direction measured counterclockwise from the positive  $x$  axis.

**SOLUTION**

$$\rightarrow F_{Rx} = \Sigma F_x; \quad F_{Rx} = -30 \sin 30^\circ - \frac{5}{13}(26) = -25 \text{ kN}$$

$$+ \uparrow F_{Ry} = \Sigma F_y; \quad F_{Ry} = -30 \cos 30^\circ + \frac{12}{13}(26) = -1.981 \text{ kN}$$

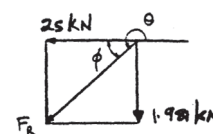
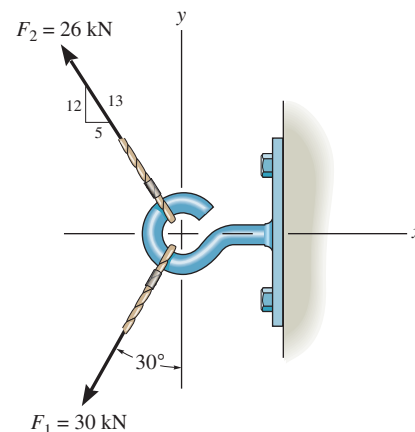
$$F_R = \sqrt{(-25)^2 + (-1.981)^2} = 25.1 \text{ kN}$$

$$\phi = \tan^{-1}\left(\frac{1.981}{25}\right) = 4.53^\circ$$

$$\theta = 180^\circ + 4.53^\circ = 185^\circ$$

**Ans.**

**Ans.**



**Ans:**

$$F_R = 25.1 \text{ kN}$$

$$\theta = 185^\circ$$

**2-55.**

Determine the magnitude of force **F** so that the resultant force of the three forces is as small as possible. What is the magnitude of the resultant force?

**SOLUTION**

$$\begin{aligned} \rightarrow F_{Rx} = \Sigma F_x; \quad F_{Rx} &= 8 - F \cos 45^\circ - 14 \cos 30^\circ \\ &= -4.1244 - F \cos 45^\circ \end{aligned}$$

$$\begin{aligned} + \uparrow F_{Ry} = \Sigma F_y; \quad F_{Ry} &= -F \sin 45^\circ + 14 \sin 30^\circ \\ &= 7 - F \sin 45^\circ \end{aligned}$$

$$F_R^2 = (-4.1244 - F \cos 45^\circ)^2 + (7 - F \sin 45^\circ)^2 \quad (1)$$

$$2F_R \frac{dF_R}{dF} = 2(-4.1244 - F \cos 45^\circ)(-\cos 45^\circ) + 2(7 - F \sin 45^\circ)(-\sin 45^\circ) = 0$$

$$F = 2.03 \text{ kN}$$

**Ans.**

$$\text{From Eq. (1);} \quad F_R = 7.87 \text{ kN}$$

**Ans.**

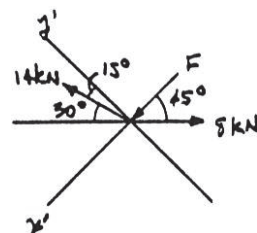
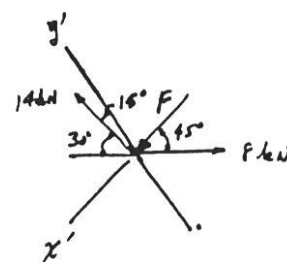
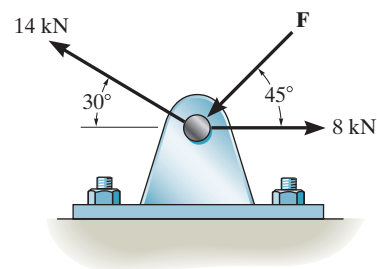
Also, from the figure require

$$\begin{aligned} (F_R)_{x'} = 0 = \Sigma F_{x'}; \quad F + 14 \sin 15^\circ - 8 \cos 45^\circ &= 0 \\ F &= 2.03 \text{ kN} \end{aligned}$$

**Ans.**

$$\begin{aligned} (F_R)_{y'} = \Sigma F_{y'}; \quad F_R &= 14 \cos 15^\circ - 8 \sin 45^\circ \\ F_R &= 7.87 \text{ kN} \end{aligned}$$

**Ans.**



**Ans:**

$$F = 2.03 \text{ kN}$$

$$F_R = 7.87 \text{ kN}$$

\*2-56.

If the magnitude of the resultant force acting on the bracket is to be 450 N directed along the positive  $u$  axis, determine the magnitude of  $\mathbf{F}_1$  and its direction  $\phi$ .

## SOLUTION

**Rectangular Components:** By referring to Fig. *a*, the  $x$  and  $y$  components of  $\mathbf{F}_1$ ,  $\mathbf{F}_2$ ,  $\mathbf{F}_3$ , and  $\mathbf{F}_R$  can be written as

$$\begin{aligned}(F_1)_x &= F_1 \sin \phi & (F_1)_y &= F_1 \cos \phi \\ (F_2)_x &= 200 \text{ N} & (F_2)_y &= 0 \\ (F_3)_x &= 260 \left( \frac{5}{13} \right) = 100 \text{ N} & (F_3)_y &= 260 \left( \frac{12}{13} \right) = 240 \text{ N} \\ (F_R)_x &= 450 \cos 30^\circ = 389.71 \text{ N} & (F_R)_y &= 450 \sin 30^\circ = 225 \text{ N}\end{aligned}$$

**Resultant Force:** Summing the force components algebraically along the  $x$  and  $y$  axes,

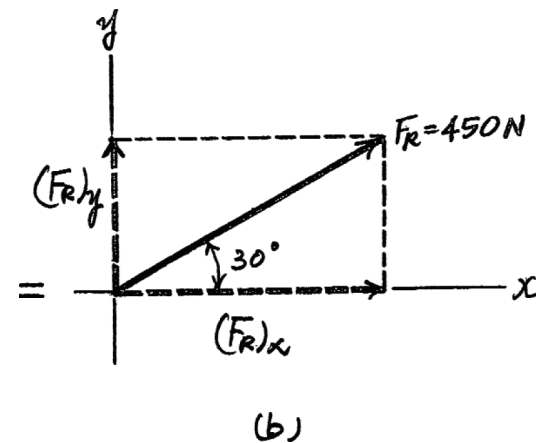
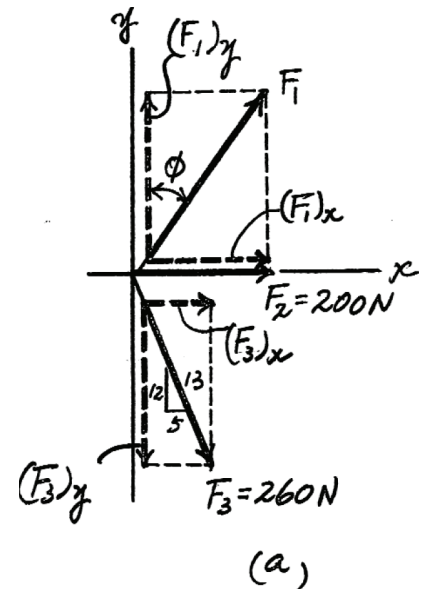
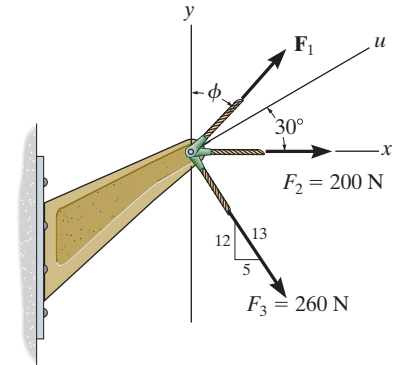
$$\begin{aligned}\rightarrow \Sigma (F_R)_x &= \Sigma F_x; \quad 389.71 = F_1 \sin \phi + 200 + 100 \\ F_1 \sin \phi &= 89.71\end{aligned}\tag{1}$$

$$\begin{aligned}+\uparrow \Sigma (F_R)_y &= \Sigma F_y; \quad 225 = F_1 \cos \phi - 240 \\ F_1 \cos \phi &= 465\end{aligned}\tag{2}$$

Solving Eqs. (1) and (2), yields

$$\phi = 10.9^\circ \quad F_1 = 474 \text{ N}$$

Ans.



Ans:

$$\begin{aligned}\phi &= 10.9^\circ \\ F_1 &= 474 \text{ N}\end{aligned}$$

## 2-57.

If the resultant force acting on the bracket is required to be a minimum, determine the magnitudes of  $\mathbf{F}_1$  and the resultant force. Set  $\phi = 30^\circ$ .

### SOLUTION

**Rectangular Components:** By referring to Fig. *a*, the  $x$  and  $y$  components of  $\mathbf{F}_1$ ,  $\mathbf{F}_2$ , and  $\mathbf{F}_3$  can be written as

$$(F_1)_x = F_1 \sin 30^\circ = 0.5F_1 \quad (F_1)_y = F_1 \cos 30^\circ = 0.8660F_1$$

$$(F_2)_x = 200 \text{ N} \quad (F_2)_y = 0$$

$$(F_3)_x = 260 \left( \frac{5}{13} \right) = 100 \text{ N} \quad (F_3)_y = 260 \left( \frac{12}{13} \right) = 240 \text{ N}$$

**Resultant Force:** Summing the force components algebraically along the  $x$  and  $y$  axes,

$$+\rightarrow \Sigma(F_R)_x = \Sigma F_x; \quad (F_R)_x = 0.5F_1 + 200 + 100 = 0.5F_1 + 300$$

$$+\uparrow \Sigma(F_R)_y = \Sigma F_y; \quad (F_R)_y = 0.8660F_1 - 240$$

The magnitude of the resultant force  $\mathbf{F}_R$  is

$$\begin{aligned} F_R &= \sqrt{(F_R)_x^2 + (F_R)_y^2} \\ &= \sqrt{(0.5F_1 + 300)^2 + (0.8660F_1 - 240)^2} \\ &= \sqrt{F_1^2 - 115.69F_1 + 147\,600} \end{aligned} \quad (1)$$

Thus,

$$F_R^2 = F_1^2 - 115.69F_1 + 147\,600 \quad (2)$$

The first derivative of Eq. (2) is

$$2F_R \frac{dF_R}{dF_1} = 2F_1 - 115.69 \quad (3)$$

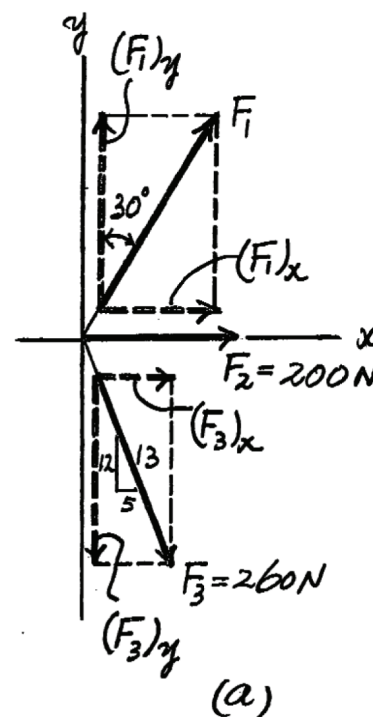
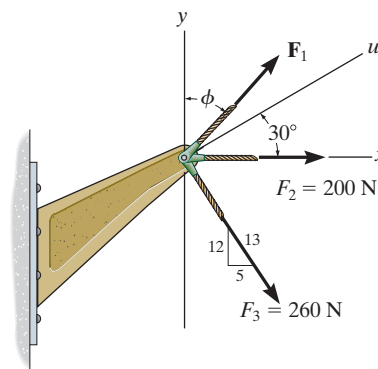
For  $\mathbf{F}_R$  to be minimum,  $\frac{dF_R}{dF_1} = 0$ . Thus, from Eq. (3)

$$2F_R \frac{dF_R}{dF_1} = 2F_1 - 115.69 = 0$$

$$F_1 = 57.846 \text{ N} = 57.8 \text{ N}$$

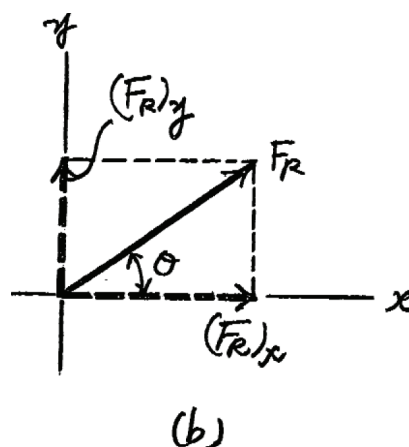
from Eq. (1),

$$F_R = \sqrt{(57.846)^2 - 115.69(57.846) + 147\,600} = 380 \text{ N}$$



Ans.

Ans.



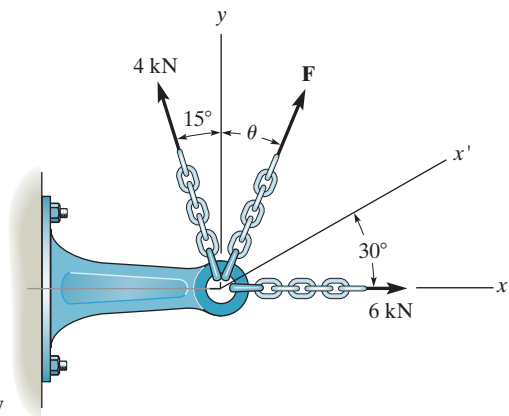
Ans:

$$F_R = 380 \text{ N}$$

$$F_1 = 57.8 \text{ N}$$

2-58.

Three forces act on the bracket. Determine the magnitude and direction  $\theta$  of  $\mathbf{F}$  so that the resultant force is directed along the positive  $x'$  axis and has a magnitude of 8 kN.



SOLUTION

**Scalar Notation.** Equating the force components along the  $x$  and  $y$  axes algebraically by referring to Fig.  $a$ ,

$$\begin{aligned} \rightarrow (F_R)_x = \Sigma F_x; \quad 8 \cos 30^\circ &= F \sin \theta + 6 - 4 \sin 15^\circ \\ F \sin \theta &= 1.9635 \end{aligned} \quad (1)$$

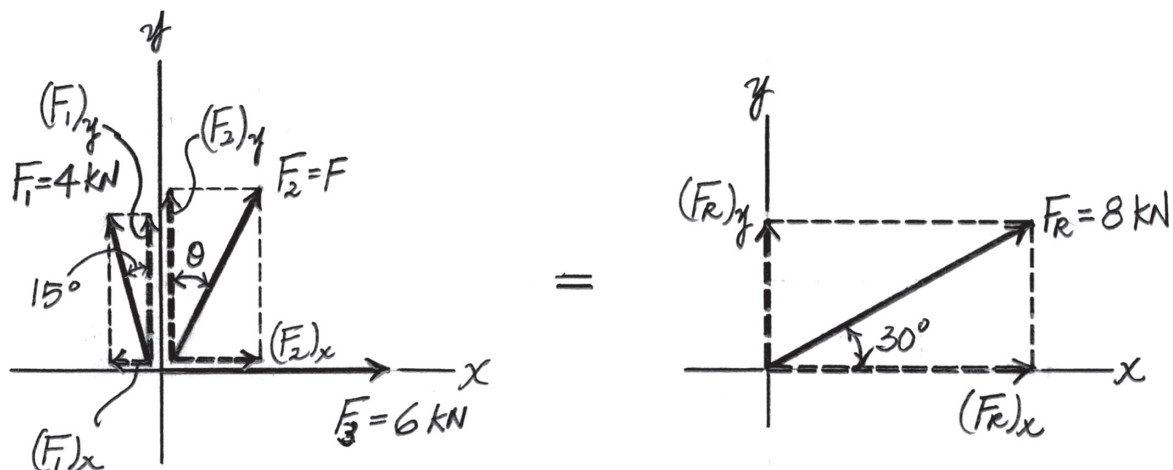
$$\begin{aligned} +\uparrow (F_R)_y = \Sigma F_y; \quad 8 \sin 30^\circ &= F \cos \theta + 4 \cos 15^\circ \\ F \cos \theta &= 0.1363 \end{aligned} \quad (2)$$

Divide Eq (1) by (2)

$$\tan \theta = 14.406 \quad \theta = 86.03^\circ = 86.0^\circ \quad \text{Ans.}$$

Substitute this result into Eq (1)

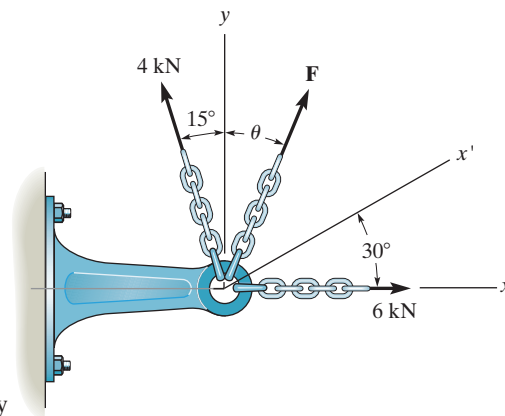
$$\begin{aligned} F \sin 86.03^\circ &= 1.9635 \\ F &= 1.968 \text{ kN} = 1.97 \text{ kN} \quad \text{Ans.} \end{aligned}$$



**Ans:**  
 $\theta = 86.0^\circ$   
 $F = 1.97 \text{ kN}$

**2-59.**

If  $F = 5$  kN and  $\theta = 30^\circ$ , determine the magnitude of the resultant force and its direction, measured counterclockwise from the positive  $x$  axis.



**SOLUTION**

**Scalar Notation.** Summing the force components along  $x$  and  $y$  axes algebraically by referring to Fig. *a*,

$$\rightarrow (F_R)_x = \Sigma F_x; (F_R)_x = 5 \sin 30^\circ + 6 - 4 \sin 15^\circ = 7.465 \text{ kN} \rightarrow$$

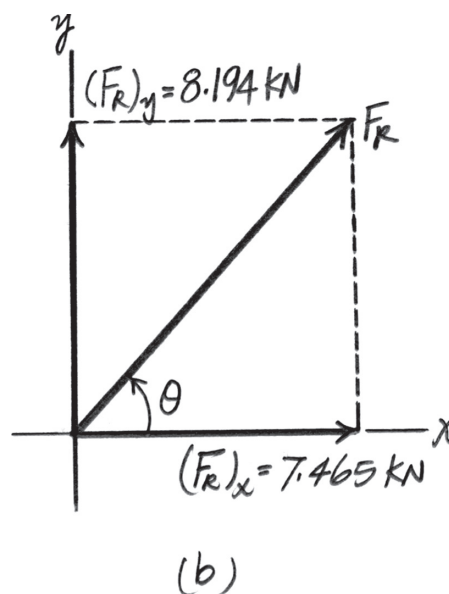
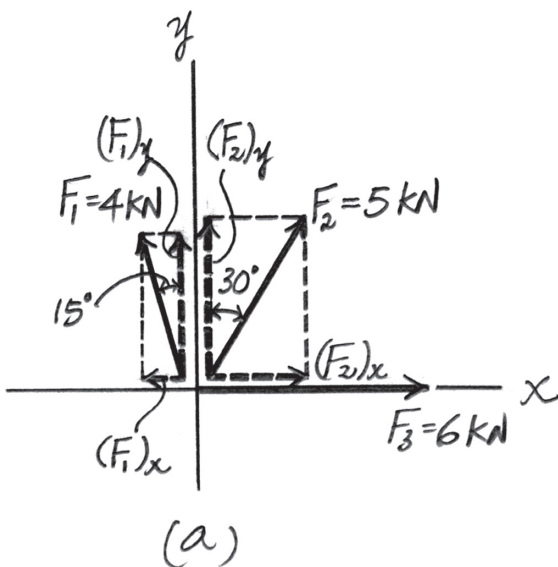
$$+\uparrow (F_R)_y = \Sigma F_y; (F_R)_y = 4 \cos 15^\circ + 5 \cos 30^\circ = 8.194 \text{ kN} \uparrow$$

By referring to Fig. *b*, the magnitude of the resultant force is

$$F_R = \sqrt{(F_R)_x^2 + (F_R)_y^2} = \sqrt{7.465^2 + 8.194^2} = 11.08 \text{ kN} = 11.1 \text{ kN} \quad \text{Ans.}$$

And its directional angle  $\theta$  measured counterclockwise from the positive  $x$  axis is

$$\theta = \tan^{-1} \left[ \frac{(F_R)_y}{(F_R)_x} \right] = \tan^{-1} \left( \frac{8.194}{7.465} \right) = 47.67^\circ = 47.7^\circ \quad \text{Ans.}$$



**Ans:**  
 $F_R = 11.1 \text{ kN}$   
 $\theta = 47.7^\circ$

**\*2–60.**

The force  $\mathbf{F}$  has a magnitude of 80 lb and acts within the octant shown. Determine the magnitudes of the  $x$ ,  $y$ ,  $z$  components of  $\mathbf{F}$ .

### SOLUTION

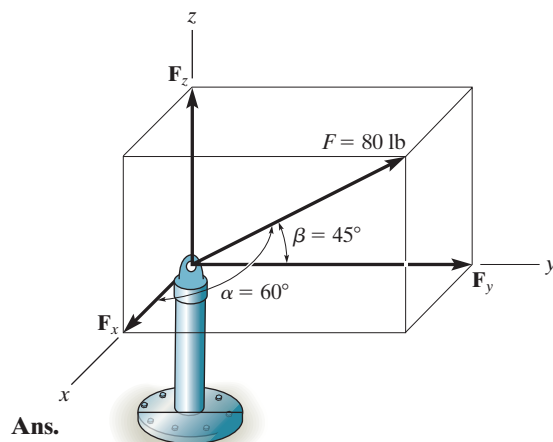
$$1 = \cos^2 60^\circ + \cos^2 45^\circ + \cos^2 \gamma$$

Solving for the positive root,  $\gamma = 60^\circ$

$$F_x = 80 \cos 60^\circ = 40.0 \text{ lb}$$

$$F_y = 80 \cos 45^\circ = 56.6 \text{ lb}$$

$$F_z = 80 \cos 60^\circ = 40.0 \text{ lb}$$



**Ans.**

**Ans.**

**Ans.**

**Ans:**

$$F_x = 40.0 \text{ lb}$$

$$F_y = 56.6 \text{ lb}$$

$$F_z = 40.0 \text{ lb}$$



**2-61.**

The bolt is subjected to the force  $\mathbf{F}$ , which has components acting along the  $x, y, z$  axes as shown. If the magnitude of  $\mathbf{F}$  is 80 N, and  $\alpha = 60^\circ$  and  $\gamma = 45^\circ$ , determine the magnitudes of its components.

**SOLUTION**

$$\begin{aligned}\cos\beta &= \sqrt{1 - \cos^2\alpha - \cos^2\gamma} \\ &= \sqrt{1 - \cos^2 60^\circ - \cos^2 45^\circ}\end{aligned}$$

$$\beta = 120^\circ$$

$$F_x = |80 \cos 60^\circ| = 40 \text{ N}$$

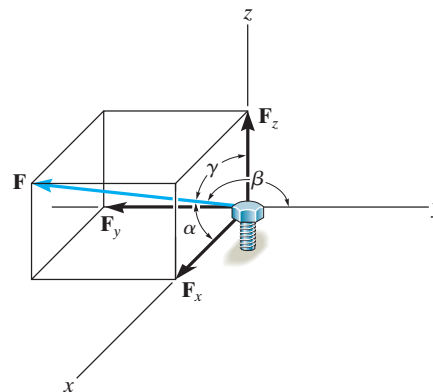
**Ans.**

$$F_y = |80 \cos 120^\circ| = 40 \text{ N}$$

**Ans.**

$$F_z = |80 \cos 45^\circ| = 56.6 \text{ N}$$

**Ans.**



**Ans:**

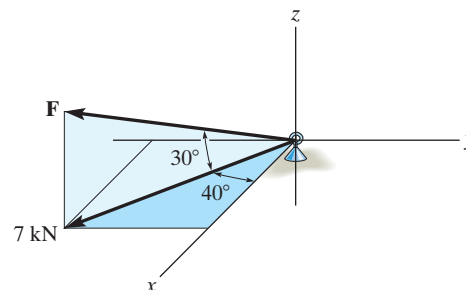
$$F_x = 40 \text{ N}$$

$$F_y = 40 \text{ N}$$

$$F_z = 56.6 \text{ N}$$

**2-62.**

Determine the magnitude and coordinate direction angles of the force  $\mathbf{F}$  acting on the support. The component of  $\mathbf{F}$  in the  $x$ - $y$  plane is 7 kN.



**SOLUTION**

**Coordinate Direction Angles.** The unit vector of  $\mathbf{F}$  is

$$\begin{aligned}\mathbf{u}_F &= \cos 30^\circ \cos 40^\circ \mathbf{i} - \cos 30^\circ \sin 40^\circ \mathbf{j} + \sin 30^\circ \mathbf{k} \\ &= \{0.6634\mathbf{i} - 0.5567\mathbf{j} + 0.5\mathbf{k}\}\end{aligned}$$

Thus,

$$\cos \alpha = 0.6634; \quad \alpha = 48.44^\circ = 48.4^\circ \quad \text{Ans.}$$

$$\cos \beta = -0.5567; \quad \beta = 123.83^\circ = 124^\circ \quad \text{Ans.}$$

$$\cos \gamma = 0.5; \quad \gamma = 60^\circ \quad \text{Ans.}$$

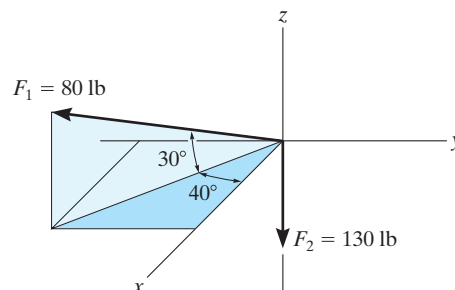
The magnitude of  $\mathbf{F}$  can be determined from

$$F \cos 30^\circ = 7; \quad F = 8.083 \text{ kN} = 8.08 \text{ kN} \quad \text{Ans.}$$

**Ans:**  
 $\alpha = 48.4^\circ$   
 $\beta = 124^\circ$   
 $\gamma = 60^\circ$   
 $F = 8.08 \text{ kN}$

**2-63.**

Determine the magnitude and coordinate direction angles of the resultant force and sketch this vector on the coordinate system.



**SOLUTION**

$$\mathbf{F}_1 = \{80 \cos 30^\circ \cos 40^\circ \mathbf{i} - 80 \cos 30^\circ \sin 40^\circ \mathbf{j} + 80 \sin 30^\circ \mathbf{k}\} \text{ lb}$$

$$\mathbf{F}_1 = \{53.1\mathbf{i} - 44.5\mathbf{j} + 40\mathbf{k}\} \text{ lb}$$

$$\mathbf{F}_2 = \{-130\mathbf{k}\} \text{ lb}$$

$$\mathbf{F}_R = \mathbf{F}_1 + \mathbf{F}_2$$

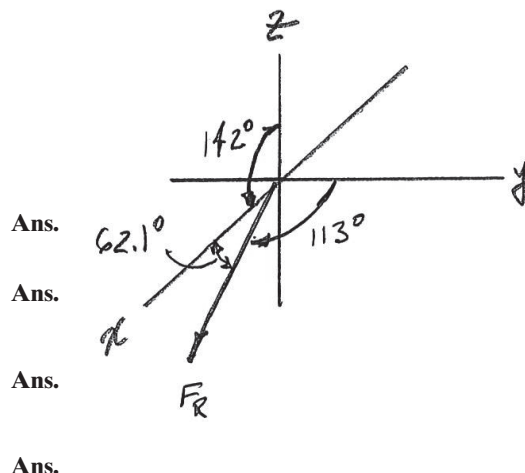
$$\mathbf{F}_R = \{53.1\mathbf{i} - 44.5\mathbf{j} - 90.0\mathbf{k}\} \text{ lb}$$

$$F_R = \sqrt{(53.1)^2 + (-44.5)^2 + (-90.0)^2} = 114 \text{ lb}$$

$$\alpha = \cos^{-1}\left(\frac{53.1}{113.6}\right) = 62.1^\circ$$

$$\beta = \cos^{-1}\left(\frac{-44.5}{113.6}\right) = 113^\circ$$

$$\gamma = \cos^{-1}\left(\frac{-90.0}{113.6}\right) = 142^\circ$$



**Ans:**

$$F_R = 114 \text{ lb}$$

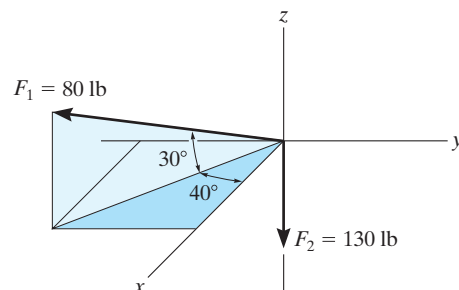
$$\alpha = 62.1^\circ$$

$$\beta = 113^\circ$$

$$\gamma = 142^\circ$$

**\*2-64.**

Specify the coordinate direction angles of  $\mathbf{F}_1$  and  $\mathbf{F}_2$  and express each force as a Cartesian vector.



### SOLUTION

$$\mathbf{F}_1 = \{80 \cos 30^\circ \cos 40^\circ \mathbf{i} - 80 \cos 30^\circ \sin 40^\circ \mathbf{j} + 80 \sin 30^\circ \mathbf{k}\} \text{ lb}$$

$$\mathbf{F}_1 = \{53.1\mathbf{i} - 44.5\mathbf{j} + 40\mathbf{k}\} \text{ lb}$$

$$\alpha_1 = \cos^{-1}\left(\frac{53.1}{80}\right) = 48.4^\circ$$

$$\beta_1 = \cos^{-1}\left(\frac{-44.5}{80}\right) = 124^\circ$$

$$\gamma_1 = \cos^{-1}\left(\frac{40}{80}\right) = 60^\circ$$

$$\mathbf{F}_2 = \{-130\mathbf{k}\} \text{ lb}$$

$$\alpha_2 = \cos^{-1}\left(\frac{0}{130}\right) = 90^\circ$$

$$\beta_2 = \cos^{-1}\left(\frac{0}{130}\right) = 90^\circ$$

$$\gamma_2 = \cos^{-1}\left(\frac{-130}{130}\right) = 180^\circ$$

**Ans.**

**Ans.**

**Ans.**

**Ans.**

**Ans.**

**Ans.**

**Ans.**

**Ans.**

**Ans:**

$$\mathbf{F}_1 = \{53.1\mathbf{i} - 44.5\mathbf{j} + 40\mathbf{k}\} \text{ lb}$$

$$\alpha_1 = 48.4^\circ$$

$$\beta_1 = 124^\circ$$

$$\gamma_1 = 60^\circ$$

$$\mathbf{F}_2 = \{-130\mathbf{k}\} \text{ lb}$$

$$\alpha_2 = 90^\circ$$

$$\beta_2 = 90^\circ$$

$$\gamma_2 = 180^\circ$$

**2-65.**

The screw eye is subjected to the two forces shown. Express each force in Cartesian vector form and then determine the resultant force. Find the magnitude and coordinate direction angles of the resultant force.

**SOLUTION**

$$\begin{aligned}\mathbf{F}_1 &= 300(-\cos 60^\circ \sin 45^\circ \mathbf{i} + \cos 60^\circ \cos 45^\circ \mathbf{j} + \sin 60^\circ \mathbf{k}) \\ &= \{-106.07\mathbf{i} + 106.07\mathbf{j} + 259.81\mathbf{k}\} \text{ N} \\ &= \{-106\mathbf{i} + 106\mathbf{j} + 260\mathbf{k}\} \text{ N}\end{aligned}$$

$$\begin{aligned}\mathbf{F}_2 &= 500(\cos 60^\circ \mathbf{i} + \cos 45^\circ \mathbf{j} + \cos 120^\circ \mathbf{k}) \\ &= \{250.0\mathbf{i} + 353.55\mathbf{j} - 250.0\mathbf{k}\} \text{ N} \\ &= \{250\mathbf{i} + 354\mathbf{j} - 250\mathbf{k}\} \text{ N}\end{aligned}$$

$$\begin{aligned}\mathbf{F}_R &= \mathbf{F}_1 + \mathbf{F}_2 \\ &= -106.07\mathbf{i} + 106.07\mathbf{j} + 259.81\mathbf{k} + 250.0\mathbf{i} + 353.55\mathbf{j} - 250.0\mathbf{k} \\ &= 143.93\mathbf{i} + 459.62\mathbf{j} + 9.81\mathbf{k} \\ &= \{144\mathbf{i} + 460\mathbf{j} + 9.81\mathbf{k}\} \text{ N}\end{aligned}$$

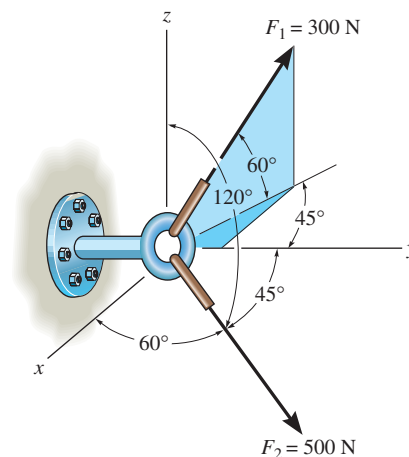
$$F_R = \sqrt{143.93^2 + 459.62^2 + 9.81^2} = 481.73 \text{ N} = 482 \text{ N}$$

$$\mathbf{u}_{F_R} = \frac{\mathbf{F}_R}{F_R} = \frac{143.93\mathbf{i} + 459.62\mathbf{j} + 9.81\mathbf{k}}{481.73} = 0.2988\mathbf{i} + 0.9541\mathbf{j} + 0.02036\mathbf{k}$$

$$\cos \alpha = 0.2988 \quad \alpha = 72.6^\circ$$

$$\cos \beta = 0.9541 \quad \beta = 17.4^\circ$$

$$\cos \gamma = 0.02036 \quad \gamma = 88.8^\circ$$



**Ans.**

**Ans.**

**Ans.**

**Ans.**

**Ans.**

**Ans.**

**Ans.**

**Ans:**

$$\mathbf{F}_1 = \{-106\mathbf{i} + 106\mathbf{j} + 260\mathbf{k}\} \text{ N}$$

$$\mathbf{F}_2 = \{250\mathbf{i} + 354\mathbf{j} - 250\mathbf{k}\} \text{ N}$$

$$\mathbf{F}_R = \{144\mathbf{i} + 460\mathbf{j} + 9.81\mathbf{k}\} \text{ N}$$

$$F_R = 482 \text{ N}$$

$$\alpha = 72.6^\circ$$

$$\beta = 17.4^\circ$$

$$\gamma = 88.8^\circ$$

2-66.

Determine the coordinate direction angles of  $\mathbf{F}_1$ .

### SOLUTION

$$\mathbf{F}_1 = 300(-\cos 60^\circ \sin 45^\circ \mathbf{i} + \cos 60^\circ \cos 45^\circ \mathbf{j} + \sin 60^\circ \mathbf{k})$$

$$= \{-106.07\mathbf{i} + 106.07\mathbf{j} + 259.81\mathbf{k}\} \text{ N}$$

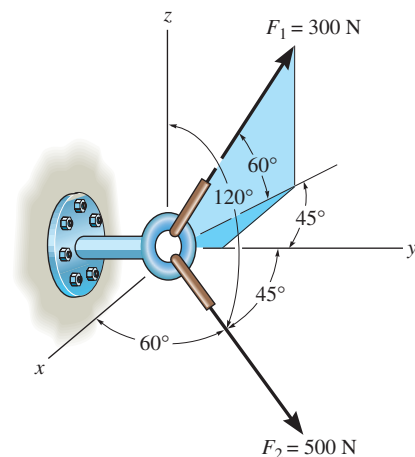
$$= \{-106\mathbf{i} + 106\mathbf{j} + 260\mathbf{k}\} \text{ N}$$

$$\mathbf{u}_1 = \frac{\mathbf{F}_1}{300} = -0.3536\mathbf{i} + 0.3536\mathbf{j} + 0.8660\mathbf{k}$$

$$\alpha_1 = \cos^{-1}(-0.3536) = 111^\circ$$

$$\beta_1 = \cos^{-1}(0.3536) = 69.3^\circ$$

$$\gamma_1 = \cos^{-1}(0.8660) = 30.0^\circ$$



**Ans.**

**Ans.**

**Ans.**

**Ans:**

$$\alpha_1 = 111^\circ$$

$$\beta_1 = 69.3^\circ$$

$$\gamma_1 = 30.0^\circ$$

**2-67.**

Determine the magnitude and coordinate direction angles of  $\mathbf{F}_3$  so that the resultant of the three forces acts along the positive  $y$  axis and has a magnitude of 600 lb.

**SOLUTION**

$$F_{Rx} = \Sigma F_x ; \quad 0 = -180 + 300 \cos 30^\circ \sin 40^\circ + F_3 \cos \alpha$$

$$F_{Ry} = \Sigma F_y ; \quad 600 = 300 \cos 30^\circ \cos 40^\circ + F_3 \cos \beta$$

$$F_{Rz} = \Sigma F_z ; \quad 0 = -300 \sin 30^\circ + F_3 \cos \gamma$$

$$\cos^2 \alpha + \cos^2 \beta + \cos^2 \gamma = 1$$

Solving:

$$F_3 = 428 \text{ lb}$$

$$\alpha = 88.3^\circ$$

$$\beta = 20.6^\circ$$

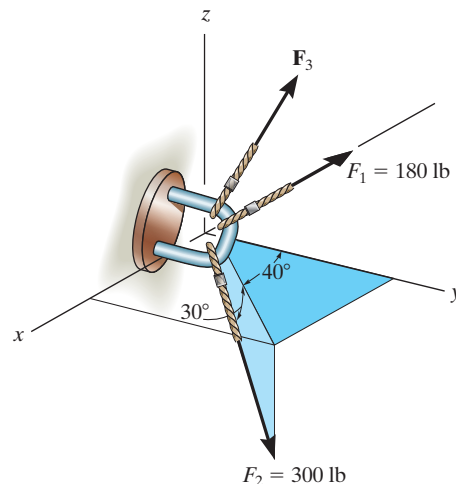
$$\gamma = 69.5^\circ$$

**Ans.**

**Ans.**

**Ans.**

**Ans.**



**Ans:**

$$F_3 = 428 \text{ lb}$$

$$\alpha = 88.3^\circ$$

$$\beta = 20.6^\circ$$

$$\gamma = 69.5^\circ$$

**\*2–68.**

Determine the magnitude and coordinate direction angles of  $\mathbf{F}_3$  so that the resultant of the three forces is zero.

### SOLUTION

$$F_{Rx} = \Sigma F_x; \quad 0 = -180 + 300 \cos 30^\circ \sin 40^\circ + F_3 \cos \alpha$$

$$F_{Ry} = \Sigma F_y; \quad 0 = 300 \cos 30^\circ \cos 40^\circ + F_3 \cos \beta$$

$$F_{Rz} = \Sigma F_z; \quad 0 = -300 \sin 30^\circ + F_3 \cos \gamma$$

$$\cos^2 \alpha + \cos^2 \beta + \cos^2 \gamma = 1$$

Solving:

$$F_3 = 250 \text{ lb}$$

$$\alpha = 87.0^\circ$$

$$\beta = 143^\circ$$

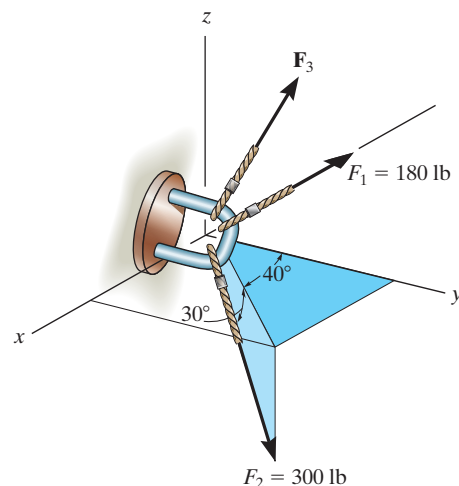
$$\gamma = 53.1^\circ$$

**Ans.**

**Ans.**

**Ans.**

**Ans.**



**Ans:**

$$F_3 = 250 \text{ lb}$$

$$\alpha = 87.0^\circ$$

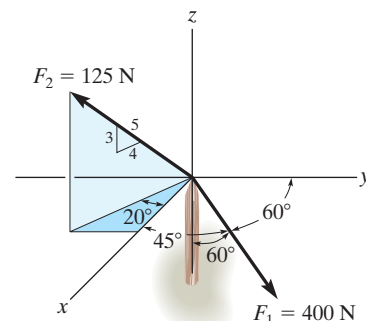
$$\beta = 143^\circ$$

$$\gamma = 53.1^\circ$$



**2-69.**

Determine the magnitude and coordinate direction angles of the resultant force, and sketch this vector on the coordinate system.



**SOLUTION**

**Cartesian Vector Notation.** For  $\mathbf{F}_1$  and  $\mathbf{F}_2$ ,

$$\mathbf{F}_1 = 400 (\cos 45^\circ \mathbf{i} + \cos 60^\circ \mathbf{j} - \cos 60^\circ \mathbf{k}) = \{282.84\mathbf{i} + 200\mathbf{j} - 200\mathbf{k}\} \text{ N}$$

$$\mathbf{F}_2 = 125 \left[ \frac{4}{5} (\cos 20^\circ) \mathbf{i} - \frac{4}{5} (\sin 20^\circ) \mathbf{j} + \frac{3}{5} \mathbf{k} \right] = \{93.97\mathbf{i} - 34.20\mathbf{j} + 75.0\mathbf{k}\}$$

**Resultant Force.**

$$\begin{aligned} \mathbf{F}_R &= \mathbf{F}_1 + \mathbf{F}_2 \\ &= \{282.84\mathbf{i} + 200\mathbf{j} - 200\mathbf{k}\} + \{93.97\mathbf{i} - 34.20\mathbf{j} + 75.0\mathbf{k}\} \\ &= \{376.81\mathbf{i} + 165.80\mathbf{j} - 125.00\mathbf{k}\} \text{ N} \end{aligned}$$

The magnitude of the resultant force is

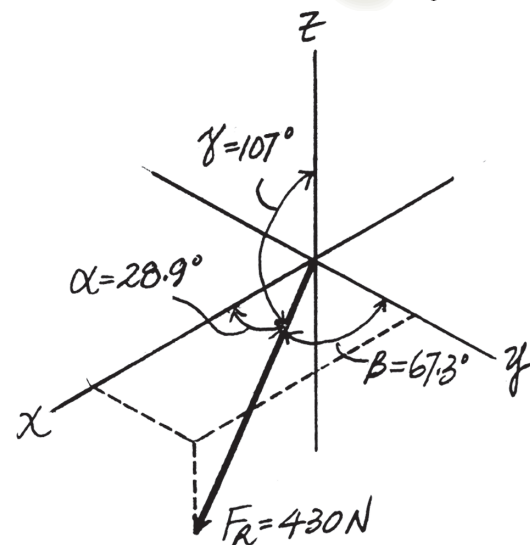
$$\begin{aligned} F_R &= \sqrt{(F_R)_x^2 + (F_R)_y^2 + (F_R)_z^2} = \sqrt{376.81^2 + 165.80^2 + (-125.00)^2} \\ &= 430.23 \text{ N} = 430 \text{ N} \end{aligned}$$

The coordinate direction angles are

$$\cos \alpha = \frac{(F_R)_x}{F_R} = \frac{376.81}{430.23}; \quad \alpha = 28.86^\circ = 28.9^\circ$$

$$\cos \beta = \frac{(F_R)_y}{F_R} = \frac{165.80}{430.23}; \quad \beta = 67.33^\circ = 67.3^\circ$$

$$\cos \gamma = \frac{(F_R)_z}{F_R} = \frac{-125.00}{430.23}; \quad \gamma = 106.89^\circ = 107^\circ$$



**Ans.**

**Ans.**

**Ans.**

**Ans.**

**Ans:**

$$F_R = 430 \text{ N}$$

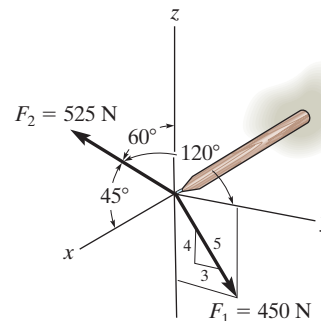
$$\alpha = 28.9^\circ$$

$$\beta = 67.3^\circ$$

$$\gamma = 107^\circ$$

2-70.

Determine the magnitude and coordinate direction angles of the resultant force, and sketch this vector on the coordinate system.



## SOLUTION

**Cartesian Vector Notation.** For  $\mathbf{F}_1$  and  $\mathbf{F}_2$ ,

$$\mathbf{F}_1 = 450 \left( \frac{3}{5} \mathbf{j} - \frac{4}{5} \mathbf{k} \right) = \{270\mathbf{j} - 360\mathbf{k}\} \text{ N}$$

$$\mathbf{F}_2 = 525 (\cos 45^\circ \mathbf{i} + \cos 120^\circ \mathbf{j} + \cos 60^\circ \mathbf{k}) = \{371.23\mathbf{i} - 262.5\mathbf{j} + 262.5\mathbf{k}\} \text{ N}$$

**Resultant Force.**

$$\begin{aligned} \mathbf{F}_R &= \mathbf{F}_1 + \mathbf{F}_2 \\ &= \{270\mathbf{j} - 360\mathbf{k}\} + \{371.23\mathbf{i} - 262.5\mathbf{j} + 262.5\mathbf{k}\} \\ &= \{371.23\mathbf{i} + 7.50\mathbf{j} - 97.5\mathbf{k}\} \text{ N} \end{aligned}$$

The magnitude of the resultant force is

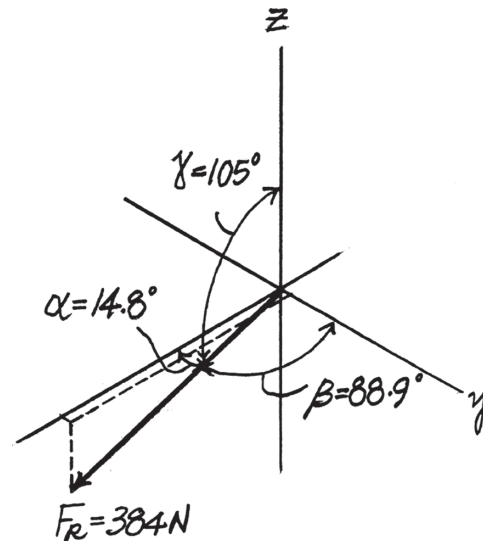
$$\begin{aligned} F_R &= \sqrt{(F_R)_x^2 + (F_R)_y^2 + (F_R)_z^2} = \sqrt{371.23^2 + 7.50^2 + (-97.5)^2} \\ &= 383.89 \text{ N} = 384 \text{ N} \end{aligned}$$

The coordinate direction angles are

$$\cos \alpha = \frac{(F_R)_x}{F_R} = \frac{371.23}{383.89}; \quad \alpha = 14.76^\circ = 14.8^\circ$$

$$\cos \beta = \frac{(F_R)_y}{F_R} = \frac{7.50}{383.89}; \quad \beta = 88.88^\circ = 88.9^\circ$$

$$\cos \gamma = \frac{(F_R)_z}{F_R} = \frac{-97.5}{383.89}; \quad \gamma = 104.71^\circ = 105^\circ$$



Ans.

Ans.

Ans.

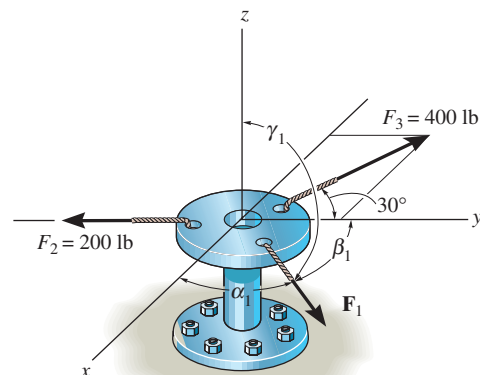
Ans.

**Ans:**

$$\begin{aligned} F_R &= 384 \text{ N} \\ \cos \alpha &= \frac{371.23}{383.89}; \quad \alpha = 14.8^\circ \\ \cos \beta &= \frac{7.50}{383.89}; \quad \beta = 88.9^\circ \\ \cos \gamma &= \frac{-97.5}{383.89}; \quad \gamma = 105^\circ \end{aligned}$$

**2-71.**

Specify the magnitude and coordinate direction angles  $\alpha_1$ ,  $\beta_1$ ,  $\gamma_1$  of  $\mathbf{F}_1$  so that the resultant of the three forces acting on the bracket is  $\mathbf{F}_R = \{-350\mathbf{k}\}$  lb. Note that  $\mathbf{F}_3$  lies in the  $x$ - $y$  plane.



**SOLUTION**

$$\mathbf{F}_1 = F_x \mathbf{i} + F_y \mathbf{j} + F_z \mathbf{k}$$

$$\mathbf{F}_2 = -200 \mathbf{j}$$

$$\begin{aligned} \mathbf{F}_3 &= -400 \sin 30^\circ \mathbf{i} + 400 \cos 30^\circ \mathbf{j} \\ &= -200 \mathbf{i} + 346.4 \mathbf{j} \end{aligned}$$

$$\mathbf{F}_R = \Sigma \mathbf{F}$$

$$-350 \mathbf{k} = F_x \mathbf{i} + F_y \mathbf{j} + F_z \mathbf{k} - 200 \mathbf{j} - 200 \mathbf{i} + 346.4 \mathbf{j}$$

$$0 = F_x - 200; \quad F_x = 200 \text{ lb}$$

$$0 = F_y - 200 + 346.4; \quad F_y = -146.4 \text{ lb}$$

$$F_z = -350 \text{ lb}$$

$$F_1 = \sqrt{(200)^2 + (-146.4)^2 + (-350)^2}$$

$$F_1 = 425.9 \text{ lb} = 429 \text{ lb}$$

**Ans.**

$$\alpha_1 = \cos^{-1} \left( \frac{200}{428.9} \right) = 62.2^\circ$$

**Ans.**

$$\beta_1 = \cos^{-1} \left( \frac{-146.4}{428.9} \right) = 110^\circ$$

**Ans.**

$$\gamma_1 = \cos^{-1} \left( \frac{-350}{428.9} \right) = 145^\circ$$

**Ans.**

**Ans:**

$$F_1 = 429 \text{ lb}$$

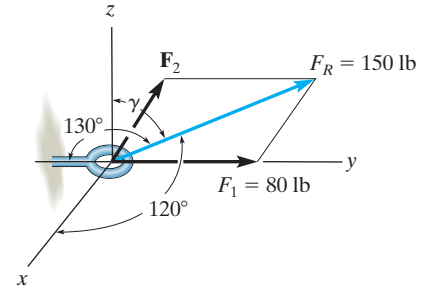
$$\alpha_1 = 62.2^\circ$$

$$\beta_1 = 110^\circ$$

$$\gamma_1 = 145^\circ$$

**\*2-72.**

Two forces  $\mathbf{F}_1$  and  $\mathbf{F}_2$  act on the screw eye. If the resultant force  $\mathbf{F}_R$  has a magnitude of 150 lb and the coordinate direction angles shown, determine the magnitude of  $\mathbf{F}_2$  and its coordinate direction angles.



## SOLUTION

**Cartesian Vector Notation.** For  $\mathbf{F}_R$ ,  $\gamma$  can be determined from

$$\cos^2 \alpha + \cos^2 \beta + \cos^2 \gamma = 1$$

$$\cos^2 120^\circ + \cos^2 50^\circ + \cos^2 \gamma = 1$$

$$\cos \gamma = \pm 0.5804$$

Here  $\gamma < 90^\circ$ , then

$$\gamma = 54.52^\circ$$

Thus

$$\begin{aligned}\mathbf{F}_R &= 150(\cos 120^\circ \mathbf{i} + \cos 50^\circ \mathbf{j} + \cos 54.52^\circ \mathbf{k}) \\ &= \{-75.0\mathbf{i} + 96.42\mathbf{j} + 87.05\mathbf{k}\} \text{ lb}\end{aligned}$$

Also

$$\mathbf{F}_1 = \{80\mathbf{j}\} \text{ lb}$$

**Resultant Force.**

$$\mathbf{F}_R = \mathbf{F}_1 + \mathbf{F}_2$$

$$\{-75.0\mathbf{i} + 96.42\mathbf{j} + 87.05\mathbf{k}\} = \{80\mathbf{j}\} + \mathbf{F}_2$$

$$\mathbf{F}_2 = \{-75.0\mathbf{i} + 16.42\mathbf{j} + 87.05\mathbf{k}\} \text{ lb}$$

Thus, the magnitude of  $\mathbf{F}_2$  is

$$\begin{aligned}F_2 &= \sqrt{(F_2)_x^2 + (F_2)_y^2 + (F_2)_z^2} = \sqrt{(-75.0)^2 + 16.42^2 + 87.05^2} \\ &= 116.07 \text{ lb} = 116 \text{ lb}\end{aligned}$$

**Ans.**

And its coordinate direction angles are

$$\cos \alpha_2 = \frac{(F_2)_x}{F_2} = \frac{-75.0}{116.07}; \quad \alpha_2 = 130.25^\circ = 130^\circ \quad \text{Ans.}$$

$$\cos \beta_2 = \frac{(F_2)_y}{F_2} = \frac{16.42}{116.07}; \quad \beta_2 = 81.87^\circ = 81.9^\circ \quad \text{Ans.}$$

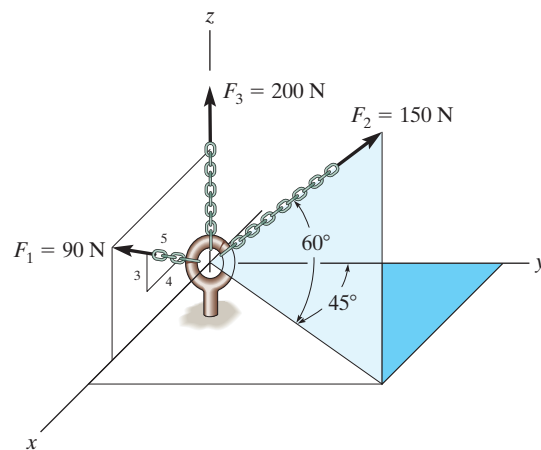
$$\cos \gamma_2 = \frac{(F_2)_z}{F_2} = \frac{87.05}{116.07}; \quad \gamma_2 = 41.41^\circ = 41.4^\circ \quad \text{Ans.}$$

**Ans:**

$$\begin{aligned}F_R &= 116 \text{ lb} \\ \cos \alpha_2 &= 130^\circ \\ \cos \beta_2 &= 81.9^\circ \\ \cos \gamma_2 &= 41.4^\circ\end{aligned}$$

**2-73.**

Express each force in Cartesian vector form.



## SOLUTION

**Cartesian Vector Notation.** For  $\mathbf{F}_1$ ,  $\mathbf{F}_2$  and  $\mathbf{F}_3$ ,

$$\mathbf{F}_1 = 90 \left( \frac{4}{5} \mathbf{i} + \frac{3}{5} \mathbf{k} \right) = \{72.0\mathbf{i} + 54.0\mathbf{k}\} \text{ N}$$

$$\begin{aligned} \mathbf{F}_2 &= 150 (\cos 60^\circ \sin 45^\circ \mathbf{i} + \cos 60^\circ \cos 45^\circ \mathbf{j} + \sin 60^\circ \mathbf{k}) \\ &= \{53.03\mathbf{i} + 53.03\mathbf{j} + 129.90\mathbf{k}\} \text{ N} \end{aligned}$$

$$= \{53.0\mathbf{i} + 53.0\mathbf{j} + 130\mathbf{k}\} \text{ N}$$

$$\mathbf{F}_3 = \{200 \mathbf{k}\}$$

**Ans.**

**Ans.**

**Ans.**

**Ans:**

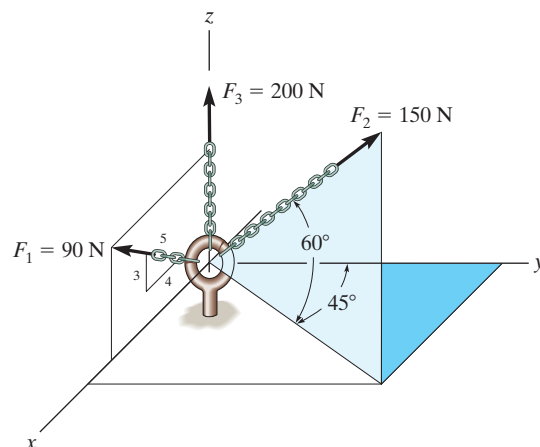
$$\mathbf{F}_1 = \{72.0\mathbf{i} + 54.0\mathbf{k}\} \text{ N}$$

$$\mathbf{F}_2 = \{53.0\mathbf{i} + 53.0\mathbf{j} + 130\mathbf{k}\} \text{ N}$$

$$\mathbf{F}_3 = \{200 \mathbf{k}\}$$

2-74.

Determine the magnitude and coordinate direction angles of the resultant force, and sketch this vector on the coordinate system.



## SOLUTION

**Cartesian Vector Notation.** For  $\mathbf{F}_1$ ,  $\mathbf{F}_2$  and  $\mathbf{F}_3$ ,

$$\mathbf{F}_1 = 90 \left( -\frac{4}{5} \mathbf{i} + \frac{3}{5} \mathbf{k} \right) = \{72.0 \mathbf{i} + 54.0 \mathbf{k}\} \text{ N}$$

$$\begin{aligned} \mathbf{F}_2 &= 150 (\cos 60^\circ \sin 45^\circ \mathbf{i} + \cos 60^\circ \cos 45^\circ \mathbf{j} + \sin 60^\circ \mathbf{k}) \\ &= \{53.03 \mathbf{i} + 53.03 \mathbf{j} + 129.90 \mathbf{k}\} \text{ N} \end{aligned}$$

$$\mathbf{F}_3 = \{200 \mathbf{k}\} \text{ N}$$

**Resultant Force.**

$$\begin{aligned} \mathbf{F} &= \mathbf{F}_1 + \mathbf{F}_2 + \mathbf{F}_3 \\ &= (72.0 \mathbf{i} + 54.0 \mathbf{k}) + (53.03 \mathbf{i} + 53.03 \mathbf{j} + 129.90 \mathbf{k}) + (200 \mathbf{k}) \\ &= \{125.03 \mathbf{i} + 53.03 \mathbf{j} + 383.90 \mathbf{k}\} \text{ N} \end{aligned}$$

The magnitude of the resultant force is

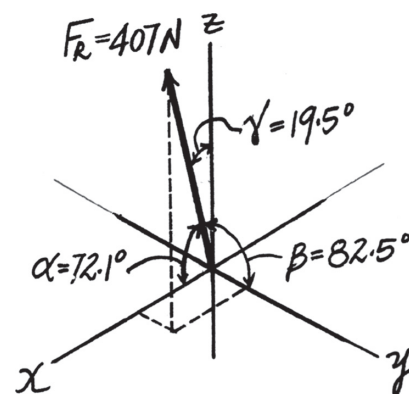
$$\begin{aligned} F_R &= \sqrt{(F_R)_x^2 + (F_R)_y^2 + (F_R)_z^2} = \sqrt{125.03^2 + 53.03^2 + 383.90^2} \\ &= 407.22 \text{ N} = 407 \text{ N} \end{aligned}$$

And the coordinate direction angles are

$$\cos \alpha = \frac{(F_R)_x}{F_R} = \frac{125.03}{407.22}; \quad \alpha = 72.12^\circ = 72.1^\circ$$

$$\cos \beta = \frac{(F_R)_y}{F_R} = \frac{53.03}{407.22}; \quad \beta = 82.52^\circ = 82.5^\circ$$

$$\cos \gamma = \frac{(F_R)_z}{F_R} = \frac{383.90}{407.22}; \quad \gamma = 19.48^\circ = 19.5^\circ$$



**Ans.**

**Ans.**

**Ans.**

**Ans.**

**Ans:**

$$\begin{aligned} F_R &= 407 \text{ N} \\ \alpha &= 72.1^\circ \\ \beta &= 82.5^\circ \\ \gamma &= 19.5^\circ \end{aligned}$$



**\*2-76.**

The spur gear is subjected to the two forces caused by contact with other gears. Determine the resultant of the two forces and express the result as a Cartesian vector.

### SOLUTION

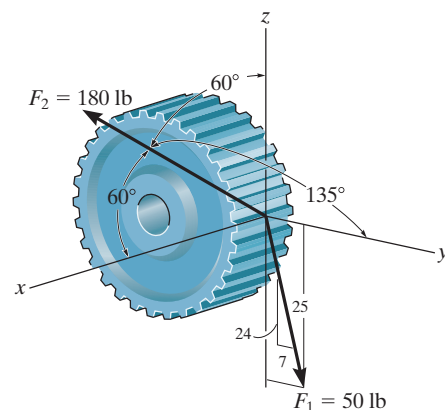
$$F_{Rx} = 180 \cos 60^\circ = 90$$

$$F_{Ry} = \frac{7}{25}(50) + 180 \cos 135^\circ = -113$$

$$F_{Rz} = -\frac{24}{25}(50) + 180 \cos 60^\circ = 42$$

$$\mathbf{F}_R = \{90\mathbf{i} - 113\mathbf{j} + 42\mathbf{k}\} \text{ lb}$$

**Ans.**



**Ans:**

$$F_{Rx} = 90$$

$$F_{Ry} = -113$$

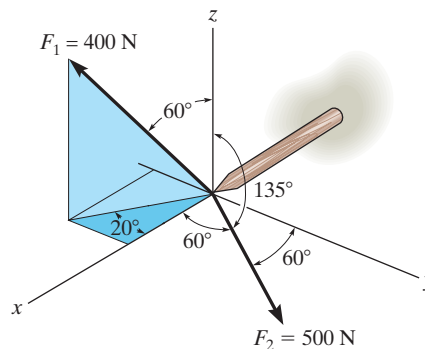
$$F_{Rz} = 42$$

$$\mathbf{F}_R = \{90\mathbf{i} - 113\mathbf{j} + 42\mathbf{k}\} \text{ lb}$$



2-77.

Determine the magnitude and coordinate direction angles of the resultant force, and sketch this vector on the coordinate system.



## SOLUTION

**Cartesian Vector Notation.** For  $\mathbf{F}_1$  and  $\mathbf{F}_2$ ,

$$\begin{aligned}\mathbf{F}_1 &= 400 (\sin 60^\circ \cos 20^\circ \mathbf{i} - \sin 60^\circ \sin 20^\circ \mathbf{j} + \cos 60^\circ \mathbf{k}) \\ &= \{325.52\mathbf{i} - 118.48\mathbf{j} + 200\mathbf{k}\} \text{ N}\end{aligned}$$

$$\begin{aligned}\mathbf{F}_2 &= 500 (\cos 60^\circ \mathbf{i} + \cos 60^\circ \mathbf{j} + \cos 135^\circ \mathbf{k}) \\ &= \{250\mathbf{i} + 250\mathbf{j} - 353.55\mathbf{k}\} \text{ N}\end{aligned}$$

**Resultant Force.**

$$\begin{aligned}\mathbf{F}_R &= \mathbf{F}_1 + \mathbf{F}_2 \\ &= (325.52\mathbf{i} - 118.48\mathbf{j} + 200\mathbf{k}) + (250\mathbf{i} + 250\mathbf{j} - 353.55\mathbf{k}) \\ &= \{575.52\mathbf{i} + 131.52\mathbf{j} - 153.55\mathbf{k}\} \text{ N}\end{aligned}$$

The magnitude of the resultant force is

$$\begin{aligned}F_R &= \sqrt{(F_R)_x^2 + (F_R)_y^2 + (F_R)_z^2} = \sqrt{575.52^2 + 131.52^2 + (-153.55)^2} \\ &= 610.00 \text{ N} = 610 \text{ N}\end{aligned}$$

**Ans.**

The coordinate direction angles are

$$\cos \alpha = \frac{(F_R)_x}{F_R} = \frac{575.52}{610.00} \quad \alpha = 19.36^\circ = 19.4^\circ$$

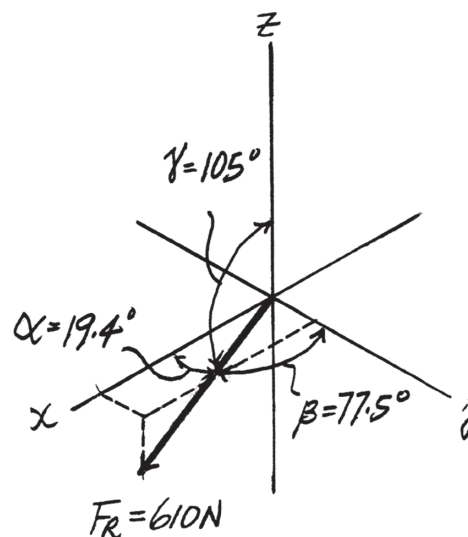
**Ans.**

$$\cos \beta = \frac{(F_R)_y}{F_R} = \frac{131.52}{610.00} \quad \beta = 77.549^\circ = 77.5^\circ$$

**Ans.**

$$\cos \gamma = \frac{(F_R)_z}{F_R} = \frac{-153.55}{610.00} \quad \gamma = 104.58^\circ = 105^\circ$$

**Ans.**



**Ans:**

$$F_R = 610 \text{ N}$$

$$\alpha = 19.4^\circ$$

$$\beta = 77.5^\circ$$

$$\gamma = 105^\circ$$

2-78.

The two forces  $\mathbf{F}_1$  and  $\mathbf{F}_2$  acting at  $A$  have a resultant force of  $\mathbf{F}_R = \{-100\mathbf{k}\}$  lb. Determine the magnitude and coordinate direction angles of  $\mathbf{F}_2$ .

## SOLUTION

### Cartesian Vector Notation:

$$\mathbf{F}_R = \{-100\mathbf{k}\} \text{ lb}$$

$$\begin{aligned}\mathbf{F}_1 &= 60\{-\cos 50^\circ \cos 30^\circ \mathbf{i} + \cos 50^\circ \sin 30^\circ \mathbf{j} - \sin 50^\circ \mathbf{k}\} \text{ lb} \\ &= \{-33.40\mathbf{i} + 19.28\mathbf{j} - 45.96\mathbf{k}\} \text{ lb}\end{aligned}$$

$$\mathbf{F}_2 = \{F_{2x}\mathbf{i} + F_{2y}\mathbf{j} + F_{2z}\mathbf{k}\} \text{ lb}$$

### Resultant Force:

$$\mathbf{F}_R = \mathbf{F}_1 + \mathbf{F}_2$$

$$-100\mathbf{k} = \{(F_{2x} - 33.40)\mathbf{i} + (F_{2y} + 19.28)\mathbf{j} + (F_{2z} - 45.96)\mathbf{k}\}$$

Equating  $\mathbf{i}$ ,  $\mathbf{j}$  and  $\mathbf{k}$  components, we have

$$\begin{aligned}F_{2x} - 33.40 &= 0 & F_{2x} &= 33.40 \text{ lb} \\ F_{2y} + 19.28 &= 0 & F_{2y} &= -19.28 \text{ lb} \\ F_{2z} - 45.96 &= -100 & F_{2z} &= -54.04 \text{ lb}\end{aligned}$$

The magnitude of force  $\mathbf{F}_2$  is

$$\begin{aligned}F_2 &= \sqrt{F_{2x}^2 + F_{2y}^2 + F_{2z}^2} \\ &= \sqrt{33.40^2 + (-19.28)^2 + (-54.04)^2} \\ &= 66.39 \text{ lb} = 66.4 \text{ lb}\end{aligned}$$

**Ans.**

The coordinate direction angles for  $\mathbf{F}_2$  are

$$\cos \alpha = \frac{F_{2x}}{F_2} = \frac{33.40}{66.39} \quad \alpha = 59.8^\circ$$

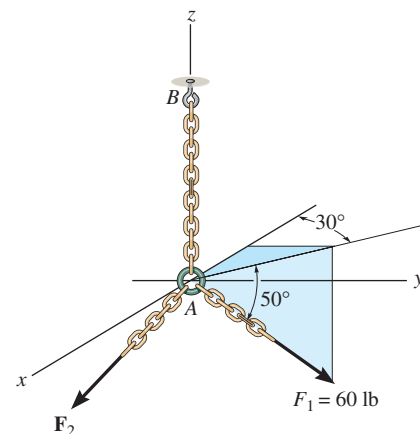
**Ans.**

$$\cos \beta = \frac{F_{2y}}{F_2} = \frac{-19.28}{66.39} \quad \beta = 107^\circ$$

**Ans.**

$$\cos \gamma = \frac{F_{2z}}{F_2} = \frac{-54.04}{66.39} \quad \gamma = 144^\circ$$

**Ans.**



**Ans:**

$$\begin{aligned}F_2 &= 66.4 \text{ lb} \\ \alpha &= 59.8^\circ \\ \beta &= 107^\circ \\ \gamma &= 144^\circ\end{aligned}$$

**2-79.**

Determine the coordinate direction angles of the force  $\mathbf{F}_1$  and indicate them on the figure.

## SOLUTION

**Unit Vector For Force  $\mathbf{F}_1$ :**

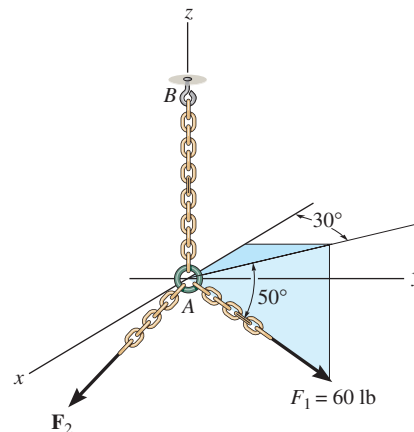
$$\begin{aligned}\mathbf{u}_{F_1} &= -\cos 50^\circ \cos 30^\circ \mathbf{i} + \cos 50^\circ \sin 30^\circ \mathbf{j} - \sin 50^\circ \mathbf{k} \\ &= -0.5567 \mathbf{i} + 0.3214 \mathbf{j} - 0.7660 \mathbf{k}\end{aligned}$$

**Coordinate Direction Angles:** From the unit vector obtained above, we have

$$\cos \alpha = -0.5567 \quad \alpha = 124^\circ \quad \text{Ans.}$$

$$\cos \beta = 0.3214 \quad \beta = 71.3^\circ \quad \text{Ans.}$$

$$\cos \gamma = -0.7660 \quad \gamma = 140^\circ \quad \text{Ans.}$$



**Ans:**

$$\alpha = 124^\circ$$

$$\beta = 71.3^\circ$$

$$\gamma = 140^\circ$$

**\*2–80.**

The bracket is subjected to the two forces shown. Express each force in Cartesian vector form and then determine the resultant force  $\mathbf{F}_R$ . Find the magnitude and coordinate direction angles of the resultant force.

## SOLUTION

**Cartesian Vector Notation:**

$$\begin{aligned}\mathbf{F}_1 &= 250\{\cos 35^\circ \sin 25^\circ \mathbf{i} + \cos 35^\circ \cos 25^\circ \mathbf{j} - \sin 35^\circ \mathbf{k}\} \text{ N} \\ &= \{86.55 \mathbf{i} + 185.60 \mathbf{j} - 143.39 \mathbf{k}\} \text{ N} \\ &= \{86.5 \mathbf{i} + 186 \mathbf{j} - 143 \mathbf{k}\} \text{ N}\end{aligned}$$

**Ans.**

$$\begin{aligned}\mathbf{F}_2 &= 400\{\cos 120^\circ \mathbf{i} + \cos 45^\circ \mathbf{j} + \cos 60^\circ \mathbf{k}\} \text{ N} \\ &= \{-200.0 \mathbf{i} + 282.84 \mathbf{j} + 200.0 \mathbf{k}\} \text{ N} \\ &= \{-200 \mathbf{i} + 283 \mathbf{j} + 200 \mathbf{k}\} \text{ N}\end{aligned}$$

**Ans.**

**Resultant Force:**

$$\begin{aligned}\mathbf{F}_R &= \mathbf{F}_1 + \mathbf{F}_2 \\ &= \{(86.55 - 200.0) \mathbf{i} + (185.60 + 282.84) \mathbf{j} + (-143.39 + 200.0) \mathbf{k}\} \\ &= \{-113.45 \mathbf{i} + 468.44 \mathbf{j} + 56.61 \mathbf{k}\} \text{ N} \\ &= \{-113 \mathbf{i} + 468 \mathbf{j} + 56.6 \mathbf{k}\} \text{ N}\end{aligned}$$

**Ans.**

The magnitude of the resultant force is

$$\begin{aligned}F_R &= \sqrt{F_{R_x}^2 + F_{R_y}^2 + F_{R_z}^2} \\ &= \sqrt{(-113.45)^2 + 468.44^2 + 56.61^2} \\ &= 485.30 \text{ N} = 485 \text{ N}\end{aligned}$$

**Ans.**

The coordinate direction angles are

$$\cos \alpha = \frac{F_{R_x}}{F_R} = \frac{-113.45}{485.30} \quad \alpha = 104^\circ$$

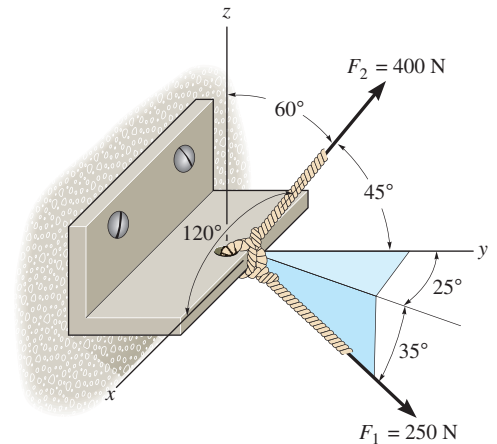
**Ans.**

$$\cos \beta = \frac{F_{R_y}}{F_R} = \frac{468.44}{485.30} \quad \beta = 15.1^\circ$$

**Ans.**

$$\cos \gamma = \frac{F_{R_z}}{F_R} = \frac{56.61}{485.30} \quad \gamma = 83.3^\circ$$

**Ans.**



**Ans:**

$$\begin{aligned}\mathbf{F}_1 &= \{86.5 \mathbf{i} + 186 \mathbf{j} - 143 \mathbf{k}\} \text{ N} \\ \mathbf{F}_2 &= \{-200 \mathbf{i} + 283 \mathbf{j} + 200 \mathbf{k}\} \text{ N} \\ \mathbf{F}_R &= \{-113 \mathbf{i} + 468 \mathbf{j} + 56.6 \mathbf{k}\} \text{ N} \\ F_R &= 485 \text{ N} \\ \alpha &= 104^\circ \\ \beta &= 15.1^\circ \\ \gamma &= 83.3^\circ\end{aligned}$$

## 2-81.

If the coordinate direction angles for  $\mathbf{F}_3$  are  $\alpha_3 = 120^\circ$ ,  $\beta_3 = 60^\circ$  and  $\gamma_3 = 45^\circ$ , determine the magnitude and coordinate direction angles of the resultant force acting on the eyebolt.

### SOLUTION

**Force Vectors:** By resolving  $\mathbf{F}_1$ ,  $\mathbf{F}_2$  and  $\mathbf{F}_3$  into their  $x$ ,  $y$ , and  $z$  components, as shown in Figs. *a*, *b*, and *c*, respectively,  $\mathbf{F}_1$ ,  $\mathbf{F}_2$  and  $\mathbf{F}_3$  can be expressed in Cartesian vector form as

$$\mathbf{F}_1 = 700 \cos 30^\circ(+\mathbf{i}) + 700 \sin 30^\circ(+\mathbf{j}) = \{606.22\mathbf{i} + 350\mathbf{j}\} \text{ lb}$$

$$\mathbf{F}_2 = 0\mathbf{i} + 600\left(\frac{4}{5}\right)(+\mathbf{j}) + 600\left(\frac{3}{5}\right)(+\mathbf{k}) = \{480\mathbf{j} + 360\mathbf{k}\} \text{ lb}$$

$$\mathbf{F}_3 = 800 \cos 120^\circ\mathbf{i} + 800 \cos 60^\circ\mathbf{j} + 800 \cos 45^\circ\mathbf{k} = [-400\mathbf{i} + 400\mathbf{j} + 565.69\mathbf{k}] \text{ lb}$$

**Resultant Force:** By adding  $\mathbf{F}_1$ ,  $\mathbf{F}_2$  and  $\mathbf{F}_3$  vectorally, we obtain  $\mathbf{F}_R$ . Thus,

$$\begin{aligned} \mathbf{F}_R &= \mathbf{F}_1 + \mathbf{F}_2 + \mathbf{F}_3 \\ &= (606.22\mathbf{i} + 350\mathbf{j}) + (480\mathbf{j} + 360\mathbf{k}) + (-400\mathbf{i} + 400\mathbf{j} + 565.69\mathbf{k}) \\ &= [206.22\mathbf{i} + 1230\mathbf{j} + 925.69\mathbf{k}] \text{ lb} \end{aligned}$$

The magnitude of  $\mathbf{F}_R$  is

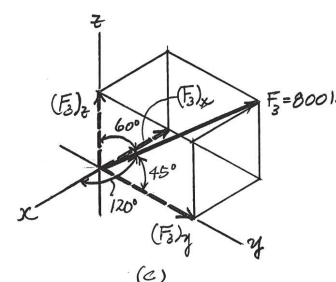
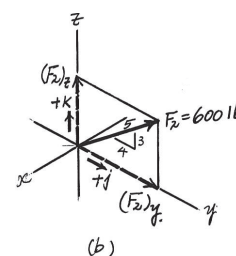
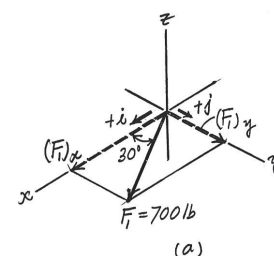
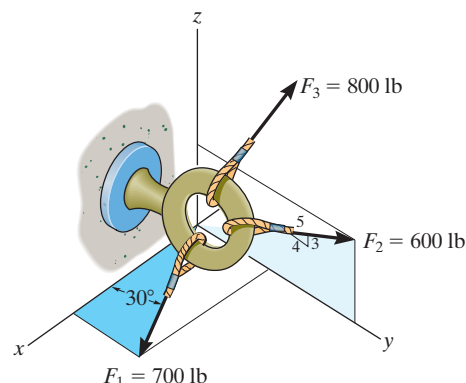
$$\begin{aligned} F_R &= \sqrt{(F_R)_x^2 + (F_R)_y^2 + (F_R)_z^2} \\ &= \sqrt{(206.22)^2 + (1230)^2 + (925.69)^2} = 1553.16 \text{ lb} = 1.55 \text{ kip} \quad \text{Ans.} \end{aligned}$$

The coordinate direction angles of  $\mathbf{F}_R$  are

$$\alpha = \cos^{-1}\left[\frac{(F_R)_x}{F_R}\right] = \cos^{-1}\left(\frac{206.22}{1553.16}\right) = 82.4^\circ \quad \text{Ans.}$$

$$\beta = \cos^{-1}\left[\frac{(F_R)_y}{F_R}\right] = \cos^{-1}\left(\frac{1230}{1553.16}\right) = 37.6^\circ \quad \text{Ans.}$$

$$\gamma = \cos^{-1}\left[\frac{(F_R)_z}{F_R}\right] = \cos^{-1}\left(\frac{925.69}{1553.16}\right) = 53.4^\circ \quad \text{Ans.}$$



**Ans:**  
 $F_R = 1.55 \text{ kip}$   
 $\alpha = 82.4^\circ$   
 $\beta = 37.6^\circ$   
 $\gamma = 53.4^\circ$

2-82.

If the coordinate direction angles for  $\mathbf{F}_3$  are  $\alpha_3 = 120^\circ$ ,  $\beta_3 = 45^\circ$  and  $\gamma_3 = 60^\circ$ , determine the magnitude and coordinate direction angles of the resultant force acting on the eyebolt.

**SOLUTION**

**Force Vectors:** By resolving  $\mathbf{F}_1$ ,  $\mathbf{F}_2$  and  $\mathbf{F}_3$  into their  $x$ ,  $y$ , and  $z$  components, as shown in Figs. *a*, *b*, and *c*, respectively,  $\mathbf{F}_1$ ,  $\mathbf{F}_2$ , and  $\mathbf{F}_3$  can be expressed in Cartesian vector form as

$$\mathbf{F}_1 = 700 \cos 30^\circ(+\mathbf{i}) + 700 \sin 30^\circ(+\mathbf{j}) = \{606.22\mathbf{i} + 350\mathbf{j}\} \text{ lb}$$

$$\mathbf{F}_2 = 0\mathbf{i} + 600\left(\frac{4}{5}\right)(+\mathbf{j}) + 600\left(\frac{3}{5}\right)(+\mathbf{k}) = \{480\mathbf{j} + 360\mathbf{k}\} \text{ lb}$$

$$\mathbf{F}_3 = 800 \cos 120^\circ\mathbf{i} + 800 \cos 45^\circ\mathbf{j} + 800 \cos 60^\circ\mathbf{k} = \{-400\mathbf{i} + 565.69\mathbf{j} + 400\mathbf{k}\} \text{ lb}$$

$$\begin{aligned} \mathbf{F}_R &= \mathbf{F}_1 + \mathbf{F}_2 + \mathbf{F}_3 \\ &= 606.22\mathbf{i} + 350\mathbf{j} + 480\mathbf{j} + 360\mathbf{k} - 400\mathbf{i} + 565.69\mathbf{j} + 400\mathbf{k} \\ &= \{206.22\mathbf{i} + 1395.69\mathbf{j} + 760\mathbf{k}\} \text{ lb} \end{aligned}$$

$$\begin{aligned} F_R &= \sqrt{(206.22)^2 + (1395.69)^2 + (760)^2} \\ &= 1602.52 \text{ lb} = 1.60 \text{ kip} \end{aligned}$$

$$\alpha = \cos^{-1}\left(\frac{206.22}{1602.52}\right) = 82.6^\circ$$

$$\beta = \cos^{-1}\left(\frac{1395.69}{1602.52}\right) = 29.4^\circ$$

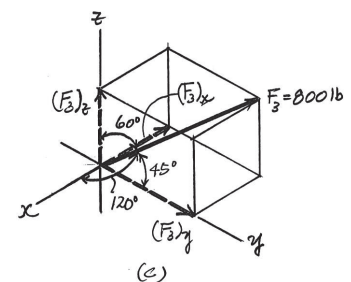
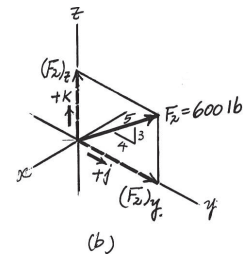
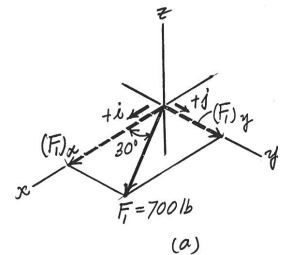
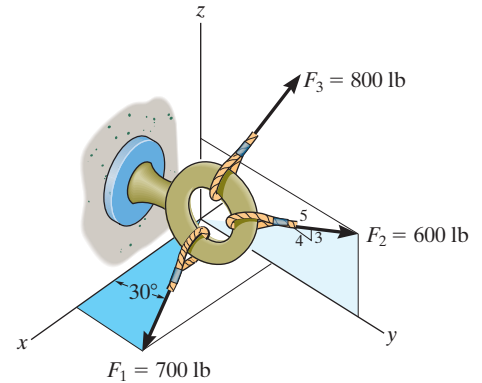
$$\gamma = \cos^{-1}\left(\frac{760}{1602.52}\right) = 61.7^\circ$$

Ans.

Ans.

Ans.

Ans.



**Ans:**

$$F_R = 1.60 \text{ kip}$$

$$\alpha = 82.6^\circ$$

$$\beta = 29.4^\circ$$

$$\gamma = 61.7^\circ$$

## 2-83.

If the direction of the resultant force acting on the eyebolt is defined by the unit vector  $\mathbf{u}_{F_R} = \cos 30^\circ \mathbf{j} + \sin 30^\circ \mathbf{k}$ , determine the coordinate direction angles of  $\mathbf{F}_3$  and the magnitude of  $\mathbf{F}_R$ .

### SOLUTION

**Force Vectors:** By resolving  $\mathbf{F}_1$ ,  $\mathbf{F}_2$  and  $\mathbf{F}_3$  into their  $x$ ,  $y$ , and  $z$  components, as shown in Figs.  $a$ ,  $b$ , and  $c$ , respectively,  $\mathbf{F}_1$ ,  $\mathbf{F}_2$ , and  $\mathbf{F}_3$  can be expressed in Cartesian vector form as

$$\mathbf{F}_1 = 700 \cos 30^\circ (+\mathbf{i}) + 700 \sin 30^\circ (+\mathbf{j}) = \{606.22\mathbf{i} + 350\mathbf{j}\} \text{ lb}$$

$$\mathbf{F}_2 = 0\mathbf{i} + 600\left(\frac{4}{5}\right)(+\mathbf{j}) + 600\left(\frac{3}{5}\right)(+\mathbf{k}) = \{480\mathbf{j} + 360\mathbf{k}\} \text{ lb}$$

$$\mathbf{F}_3 = 800 \cos \alpha_3 \mathbf{i} + 800 \cos \beta_3 \mathbf{j} + 800 \cos \gamma_3 \mathbf{k}$$

Since the direction of  $\mathbf{F}_R$  is defined by  $\mathbf{u}_{F_R} = \cos 30^\circ \mathbf{j} + \sin 30^\circ \mathbf{k}$ , it can be written in Cartesian vector form as

$$\mathbf{F}_R = F_R \mathbf{u}_{F_R} = F_R (\cos 30^\circ \mathbf{j} + \sin 30^\circ \mathbf{k}) = 0.8660 F_R \mathbf{j} + 0.5 F_R \mathbf{k}$$

**Resultant Force:** By adding  $\mathbf{F}_1$ ,  $\mathbf{F}_2$ , and  $\mathbf{F}_3$  vectorally, we obtain  $\mathbf{F}_R$ . Thus,

$$\mathbf{F}_R = \mathbf{F}_1 + \mathbf{F}_2 + \mathbf{F}_3$$

$$0.8660 F_R \mathbf{j} + 0.5 F_R \mathbf{k} = (606.22\mathbf{i} + 350\mathbf{j}) + (480\mathbf{j} + 360\mathbf{k}) + (800 \cos \alpha_3 \mathbf{i} + 800 \cos \beta_3 \mathbf{j} + 800 \cos \gamma_3 \mathbf{k})$$

$$0.8660 F_R \mathbf{j} + 0.5 F_R \mathbf{k} = (606.22 + 800 \cos \alpha_3)\mathbf{i} + (350 + 480 + 800 \cos \beta_3)\mathbf{j} + (360 + 800 \cos \gamma_3)\mathbf{k}$$

Equating the  $\mathbf{i}$ ,  $\mathbf{j}$ , and  $\mathbf{k}$  components, we have

$$0 = 606.22 + 800 \cos \alpha_3$$

$$800 \cos \alpha_3 = -606.22 \quad (1)$$

$$0.8660 F_R = 350 + 480 + 800 \cos \beta_3$$

$$800 \cos \beta_3 = 0.8660 F_R - 830 \quad (2)$$

$$0.5 F_R = 360 + 800 \cos \gamma_3$$

$$800 \cos \gamma_3 = 0.5 F_R - 360 \quad (3)$$

Squaring and then adding Eqs. (1), (2), and (3), yields

$$800^2 [\cos^2 \alpha_3 + \cos^2 \beta_3 + \cos^2 \gamma_3] = F_R^2 - 1797.60 F_R + 1,186,000 \quad (4)$$

However,  $\cos^2 \alpha_3 + \cos^2 \beta_3 + \cos^2 \gamma_3 = 1$ . Thus, from Eq. (4)

$$F_R^2 - 1797.60 F_R + 546,000 = 0$$

Solving the above quadratic equation, we have two positive roots

$$F_R = 387.09 \text{ N} = 387 \text{ N} \quad \text{Ans.}$$

$$F_R = 1410.51 \text{ N} = 1.41 \text{ kN} \quad \text{Ans.}$$

From Eq. (1),

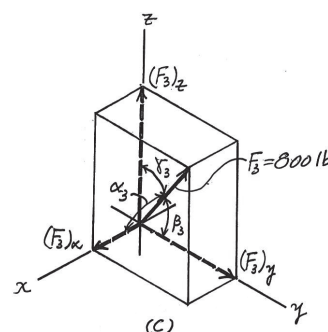
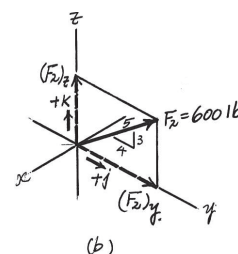
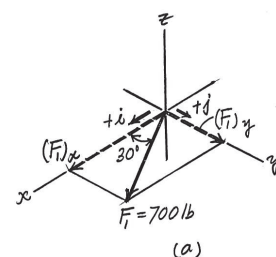
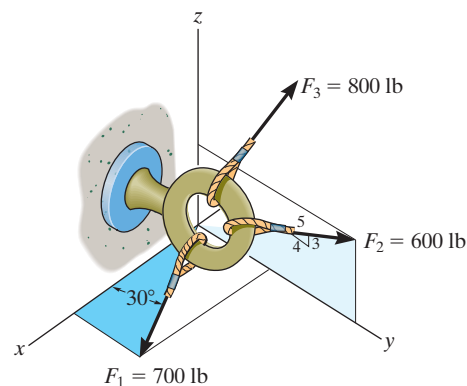
$$\alpha_3 = 139^\circ \quad \text{Ans.}$$

Substituting  $F_R = 387.09 \text{ N}$  into Eqs. (2), and (3), yields

$$\beta_3 = 128^\circ \quad \gamma_3 = 102^\circ \quad \text{Ans.}$$

Substituting  $F_R = 1410.51 \text{ N}$  into Eqs. (2), and (3), yields

$$\beta_3 = 60.7^\circ \quad \gamma_3 = 64.4^\circ \quad \text{Ans.}$$



**Ans:**

$$\alpha_3 = 139^\circ$$

$$\beta_3 = 128^\circ, \gamma_3 = 102^\circ, F_{R1} = 387 \text{ N}$$

$$\beta_3 = 60.7^\circ, \gamma_3 = 64.4^\circ, F_{R2} = 1.41 \text{ kN}$$

**\*2-84.**

The pole is subjected to the force  $\mathbf{F}$ , which has components acting along the  $x$ ,  $y$ ,  $z$  axes as shown. If the magnitude of  $\mathbf{F}$  is 3 kN,  $\beta = 30^\circ$ , and  $\gamma = 75^\circ$ , determine the magnitudes of its three components.

### SOLUTION

$$\cos^2 \alpha + \cos^2 \beta + \cos^2 \gamma = 1$$

$$\cos^2 \alpha + \cos^2 30^\circ + \cos^2 75^\circ = 1$$

$$\alpha = 64.67^\circ$$

$$F_x = 3 \cos 64.67^\circ = 1.28 \text{ kN}$$

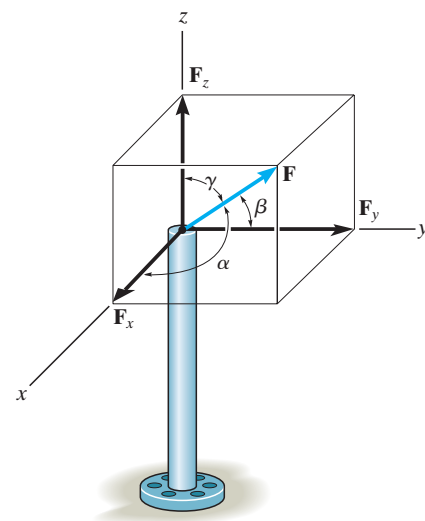
$$F_y = 3 \cos 30^\circ = 2.60 \text{ kN}$$

$$F_z = 3 \cos 75^\circ = 0.776 \text{ kN}$$

**Ans.**

**Ans.**

**Ans.**



**Ans:**

$$F_x = 1.28 \text{ kN}$$

$$F_y = 2.60 \text{ kN}$$

$$F_z = 0.776 \text{ kN}$$



**2-85.**

The pole is subjected to the force **F** which has components  $F_x = 1.5$  kN and  $F_z = 1.25$  kN. If  $\beta = 75^\circ$ , determine the magnitudes of **F** and  $F_y$ .

**SOLUTION**

$$\cos^2 \alpha + \cos^2 \beta + \cos^2 \gamma = 1$$

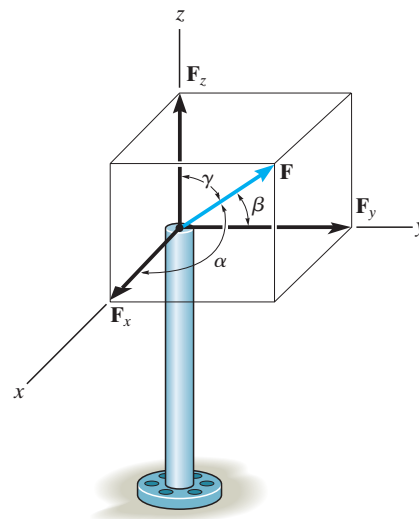
$$\left(\frac{1.5}{F}\right)^2 + \cos^2 75^\circ + \left(\frac{1.25}{F}\right)^2 = 1$$

$$F = 2.02 \text{ kN}$$

$$F_y = 2.02 \cos 75^\circ = 0.523 \text{ kN}$$

**Ans.**

**Ans.**



**Ans:**

$$F = 2.02 \text{ kN}$$

$$F_y = 0.523 \text{ kN}$$

**2-86.**

Determine the length of the connecting rod  $AB$  by first formulating a Cartesian position vector from  $A$  to  $B$  and then determining its magnitude.

**SOLUTION**

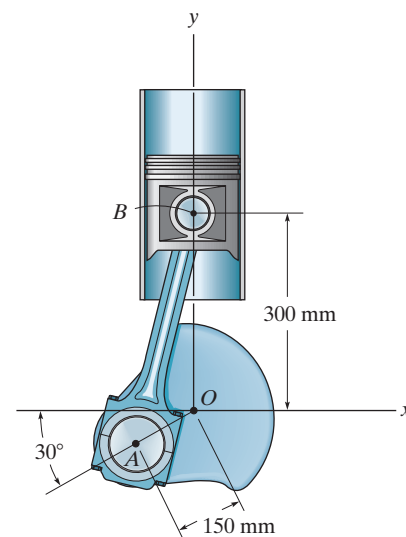
**Position Vector.** The coordinates of points  $A$  and  $B$  are  $A(-150 \cos 30^\circ, -150 \sin 30^\circ)$  mm and  $B(0, 300)$  mm respectively. Then

$$\begin{aligned}\mathbf{r}_{AB} &= [0 - (-150 \cos 30^\circ)]\mathbf{i} + [300 - (-150 \sin 30^\circ)]\mathbf{j} \\ &= \{129.90\mathbf{i} + 375\mathbf{j}\} \text{ mm}\end{aligned}$$

Thus, the magnitude of  $\mathbf{r}_{AB}$  is

$$r_{AB} = \sqrt{129.90^2 + 375^2} = 396.86 \text{ mm} = 397 \text{ mm}$$

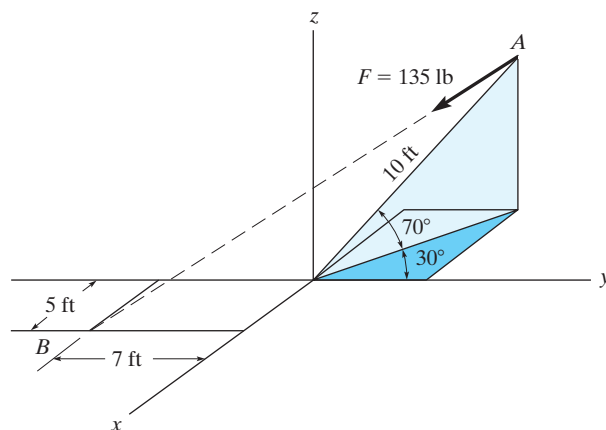
**Ans.**



**Ans:**  
 $r_{AB} = 397 \text{ mm}$

**2-87.**

Express force **F** as a Cartesian vector; then determine its coordinate direction angles.



**SOLUTION**

$$\mathbf{r}_{AB} = (5 + 10 \cos 70^\circ \sin 30^\circ)\mathbf{i} \\ + (-7 - 10 \cos 70^\circ \cos 30^\circ)\mathbf{j} - 10 \sin 70^\circ\mathbf{k}$$

$$\mathbf{r}_{AB} = \{6.710\mathbf{i} - 9.962\mathbf{j} - 9.397\mathbf{k}\} \text{ ft}$$

$$r_{AB} = \sqrt{(6.710)^2 + (-9.962)^2 + (-9.397)^2} = 15.25$$

$$\mathbf{u}_{AB} = \frac{\mathbf{r}_{AB}}{r_{AB}} = (0.4400\mathbf{i} - 0.6532\mathbf{j} - 0.6162\mathbf{k})$$

$$\mathbf{F} = 135\mathbf{u}_{AB} = (59.40\mathbf{i} - 88.18\mathbf{j} - 83.18\mathbf{k}) \\ = \{59.4\mathbf{i} - 88.2\mathbf{j} - 83.2\mathbf{k}\} \text{ lb}$$

**Ans.**

$$\alpha = \cos^{-1}\left(\frac{59.40}{135}\right) = 63.9^\circ$$

**Ans.**

$$\beta = \cos^{-1}\left(\frac{-88.18}{135}\right) = 131^\circ$$

**Ans.**

$$\gamma = \cos^{-1}\left(\frac{-83.18}{135}\right) = 128^\circ$$

**Ans.**

**Ans:**

$$\{59.4\mathbf{i} - 88.2\mathbf{j} - 83.2\mathbf{k}\} \text{ lb}$$

$$\alpha = 63.9^\circ$$

$$\beta = 131^\circ$$

$$\gamma = 128^\circ$$

**\*2-88.**

Express each of the forces in Cartesian vector form and determine the magnitude and coordinate direction angles of the resultant force.

### SOLUTION

$$\mathbf{r}_{AC} = \left\{ -2.5 \mathbf{i} - 4 \mathbf{j} + \frac{12}{5} (2.5) \mathbf{k} \right\} \text{ ft}$$

$$\begin{aligned} \mathbf{F}_1 &= 80 \text{ lb} \left( \frac{\mathbf{r}_{AC}}{r_{AC}} \right) = -26.20 \mathbf{i} - 41.93 \mathbf{j} + 62.89 \mathbf{k} \\ &= \{-26.2 \mathbf{i} - 41.9 \mathbf{j} + 62.9 \mathbf{k}\} \text{ lb} \end{aligned}$$

$$\mathbf{r}_{AB} = \{2 \mathbf{i} - 4 \mathbf{j} - 6 \mathbf{k}\} \text{ ft}$$

$$\begin{aligned} \mathbf{F}_2 &= 50 \text{ lb} \left( \frac{\mathbf{r}_{AB}}{r_{AB}} \right) = 13.36 \mathbf{i} - 26.73 \mathbf{j} - 40.09 \mathbf{k} \\ &= \{13.4 \mathbf{i} - 26.7 \mathbf{j} - 40.1 \mathbf{k}\} \text{ lb} \end{aligned}$$

$$\mathbf{F}_R = \mathbf{F}_1 + \mathbf{F}_2$$

$$= -12.84 \mathbf{i} - 68.65 \mathbf{j} + 22.80 \mathbf{k}$$

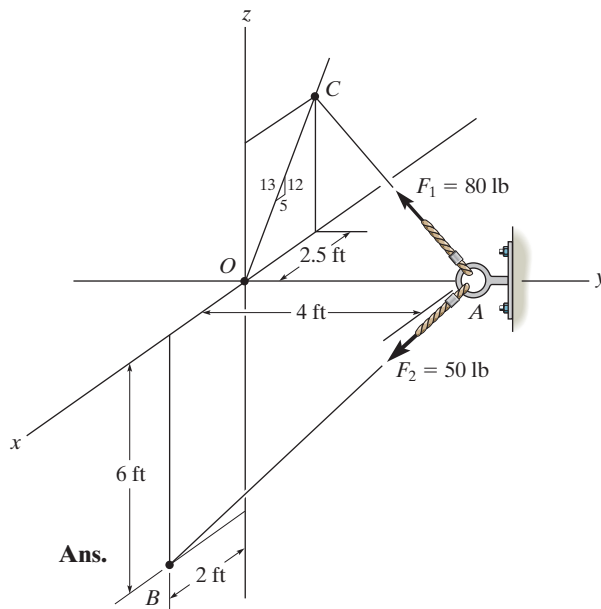
$$= \{-12.8 \mathbf{i} - 68.7 \mathbf{j} + 22.8 \mathbf{k}\} \text{ lb}$$

$$F_R = \sqrt{(-12.84)^2 + (-68.65)^2 + (22.80)^2} = 73.47 = 73.5 \text{ lb}$$

$$\alpha = \cos^{-1} \left( \frac{-12.84}{73.47} \right) = 100^\circ$$

$$\beta = \cos^{-1} \left( \frac{-68.65}{73.47} \right) = 159^\circ$$

$$\gamma = \cos^{-1} \left( \frac{22.80}{73.47} \right) = 71.9^\circ$$



**Ans.**

**Ans.**

**Ans.**

**Ans.**

**Ans.**

**Ans.**

**Ans:**

$$\mathbf{F}_1 = \{-26.2 \mathbf{i} - 41.9 \mathbf{j} + 62.9 \mathbf{k}\} \text{ lb}$$

$$\mathbf{F}_2 = \{13.4 \mathbf{i} - 26.7 \mathbf{j} - 40.1 \mathbf{k}\} \text{ lb}$$

$$F_R = 73.5 \text{ lb}$$

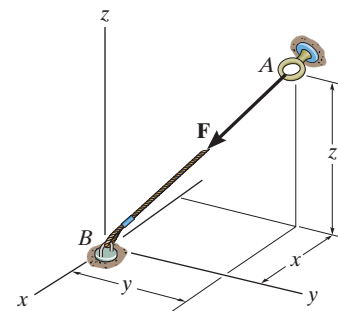
$$\alpha = 100^\circ$$

$$\beta = 159^\circ$$

$$\gamma = 71.9^\circ$$

2-89.

If  $\mathbf{F} = \{350\mathbf{i} - 250\mathbf{j} - 450\mathbf{k}\}$  N and cable  $AB$  is 9 m long, determine the  $x$ ,  $y$ ,  $z$  coordinates of point  $A$ .



## SOLUTION

**Position Vector:** The position vector  $\mathbf{r}_{AB}$ , directed from point  $A$  to point  $B$ , is given by

$$\begin{aligned}\mathbf{r}_{AB} &= [0 - (-x)]\mathbf{i} + (0 - y)\mathbf{j} + (0 - z)\mathbf{k} \\ &= x\mathbf{i} - y\mathbf{j} - z\mathbf{k}\end{aligned}$$

**Unit Vector:** Knowing the magnitude of  $\mathbf{r}_{AB}$  is 9 m, the unit vector for  $\mathbf{r}_{AB}$  is given by

$$\mathbf{u}_{AB} = \frac{\mathbf{r}_{AB}}{r_{AB}} = \frac{x\mathbf{i} - y\mathbf{j} - z\mathbf{k}}{9}$$

The unit vector for force  $\mathbf{F}$  is

$$\mathbf{u}_F = \frac{\mathbf{F}}{F} = \frac{350\mathbf{i} - 250\mathbf{j} - 450\mathbf{k}}{\sqrt{350^2 + (-250)^2 + (-450)^2}} = 0.5623\mathbf{i} - 0.4016\mathbf{j} - 0.7229\mathbf{k}$$

Since force  $\mathbf{F}$  is also directed from point  $A$  to point  $B$ , then

$$\mathbf{u}_{AB} = \mathbf{u}_F$$

$$\frac{x\mathbf{i} - y\mathbf{j} - z\mathbf{k}}{9} = 0.5623\mathbf{i} - 0.4016\mathbf{j} - 0.7229\mathbf{k}$$

Equating the  $\mathbf{i}$ ,  $\mathbf{j}$ , and  $\mathbf{k}$  components,

$$\frac{x}{9} = 0.5623 \quad x = 5.06 \text{ m} \quad \text{Ans.}$$

$$\frac{-y}{9} = -0.4016 \quad y = 3.61 \text{ m} \quad \text{Ans.}$$

$$\frac{-z}{9} = 0.7229 \quad z = 6.51 \text{ m} \quad \text{Ans.}$$

**Ans:**

$$x = 5.06 \text{ m}$$

$$y = 3.61 \text{ m}$$

$$z = 6.51 \text{ m}$$

**2-90.**

The 8-m-long cable is anchored to the ground at  $A$ . If  $x = 4$  m and  $y = 2$  m, determine the coordinate  $z$  to the highest point of attachment along the column.

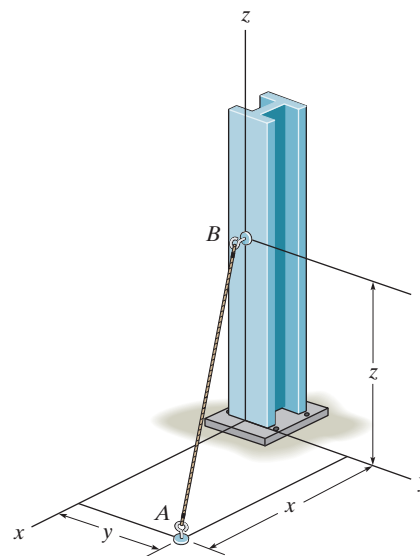
**SOLUTION**

$$\mathbf{r} = \{4\mathbf{i} + 2\mathbf{j} + z\mathbf{k}\} \text{ m}$$

$$r = \sqrt{(4)^2 + (2)^2 + (z)^2} = 8$$

$$z = 6.63 \text{ m}$$

**Ans.**



**Ans:**  
6.63 m

**2-91.**

The 8-m-long cable is anchored to the ground at  $A$ . If  $z = 5$  m, determine the location  $+x, +y$  of point  $A$ . Choose a value such that  $x = y$ .

**SOLUTION**

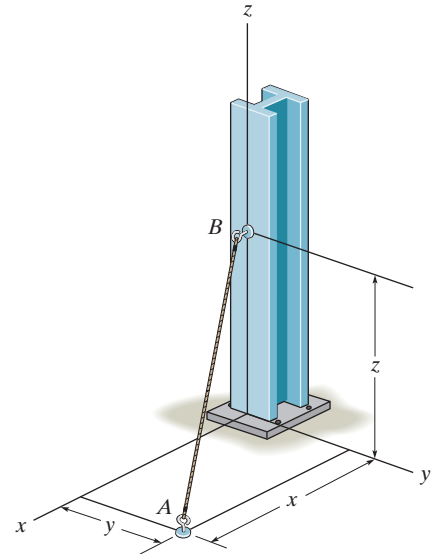
$$\mathbf{r} = \{x\mathbf{i} + y\mathbf{j} + 5\mathbf{k}\} \text{ m}$$

$$r = \sqrt{(x)^2 + (y)^2 + (5)^2} = 8$$

$$x = y, \text{ thus}$$

$$2x^2 = 8^2 - 5^2$$

$$x = y = 4.42 \text{ m}$$

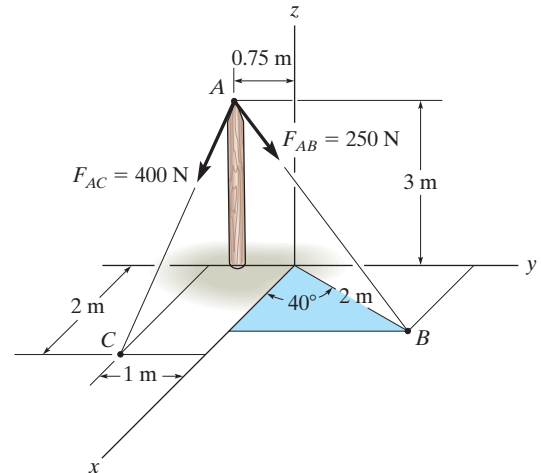


**Ans.**

**Ans:**  
4.42 m

**\*2-92.**

Express each of the forces in Cartesian vector form and determine the magnitude and coordinate direction angles of the resultant force.



## SOLUTION

**Unit Vectors.** The coordinates for points  $A$ ,  $B$  and  $C$  are  $(0, -0.75, 3)$  m,  $B(2 \cos 40^\circ, 2 \sin 40^\circ, 0)$  m and  $C(2, -1, 0)$  m respectively.

$$\begin{aligned}\mathbf{u}_{AB} &= \frac{\mathbf{r}_{AB}}{r_{AB}} = \frac{(2 \cos 40^\circ - 0)\mathbf{i} + [2 \sin 40^\circ - (-0.75)]\mathbf{j} + (0 - 3)\mathbf{k}}{\sqrt{(2 \cos 40^\circ - 0)^2 + [2 \sin 40^\circ - (-0.75)]^2 + (0 - 3)^2}} \\ &= 0.3893\mathbf{i} + 0.5172\mathbf{j} - 0.7622\mathbf{k}\end{aligned}$$

$$\begin{aligned}\mathbf{u}_{AC} &= \frac{\mathbf{r}_{AC}}{r_{AC}} = \frac{(2 - 0)\mathbf{i} + [-1 - (-0.75)]\mathbf{j} + (0 - 3)\mathbf{k}}{\sqrt{(2 - 0)^2 + [-1 - (-0.75)]^2 + (0 - 3)^2}} \\ &= 0.5534\mathbf{i} - 0.0692\mathbf{j} - 0.8301\mathbf{k}\end{aligned}$$

### Force Vectors

$$\begin{aligned}\mathbf{F}_{AB} &= F_{AB} \mathbf{u}_{AB} = 250 (0.3893\mathbf{i} + 0.5172\mathbf{j} - 0.7622\mathbf{k}) \\ &= \{97.32\mathbf{i} + 129.30\mathbf{j} - 190.56\mathbf{k}\} \text{ N} \\ &= \{97.3\mathbf{i} + 129\mathbf{j} - 191\mathbf{k}\} \text{ N}\end{aligned}$$

**Ans.**

$$\begin{aligned}\mathbf{F}_{AC} &= F_{AC} \mathbf{u}_{AC} = 400 (0.5534\mathbf{i} - 0.06917\mathbf{j} - 0.8301\mathbf{k}) \\ &= \{221.35\mathbf{i} - 27.67\mathbf{j} - 332.02\mathbf{k}\} \text{ N} \\ &= \{221\mathbf{i} - 27.7\mathbf{j} - 332\mathbf{k}\} \text{ N}\end{aligned}$$

**Ans.**

### Resultant Force

$$\begin{aligned}\mathbf{F}_R &= \mathbf{F}_{AB} + \mathbf{F}_{AC} \\ &= \{97.32\mathbf{i} + 129.30\mathbf{j} - 190.56\mathbf{k}\} + \{221.35\mathbf{i} - 27.67\mathbf{j} - 332.02\mathbf{k}\} \\ &= \{318.67\mathbf{i} + 101.63\mathbf{j} - 522.58\mathbf{k}\} \text{ N}\end{aligned}$$

The magnitude of  $\mathbf{F}_R$  is

$$\begin{aligned}F_R &= \sqrt{(F_R)_x^2 + (F_R)_y^2 + (F_R)_z^2} = \sqrt{318.67^2 + 101.63^2 + (-522.58)^2} \\ &= 620.46 \text{ N} = 620 \text{ N}\end{aligned}$$

And its coordinate direction angles are

$$\cos \alpha = \frac{(F_R)_x}{F_R} = \frac{318.67}{620.46}; \quad \alpha = 59.10^\circ = 59.1^\circ$$

**Ans.**

$$\cos \beta = \frac{(F_R)_y}{F_R} = \frac{101.63}{620.46}; \quad \beta = 80.57^\circ = 80.6^\circ$$

**Ans.**

$$\cos \gamma = \frac{(F_R)_z}{F_R} = \frac{-522.58}{620.46}; \quad \gamma = 147.38^\circ = 147^\circ$$

**Ans.**

**Ans:**

$$\mathbf{F}_{AB} = \{97.3\mathbf{i} - 129\mathbf{j} - 191\mathbf{k}\} \text{ N}$$

$$\mathbf{F}_{AC} = \{221\mathbf{i} - 27.7\mathbf{j} - 332\mathbf{k}\} \text{ N}$$

$$F_R = 620 \text{ N}$$

$$\cos \alpha = 59.1^\circ$$

$$\cos \beta = 80.6^\circ$$

$$\cos \gamma = 147^\circ$$



## 2-93.

If  $F_B = 560$  N and  $F_C = 700$  N, determine the magnitude and coordinate direction angles of the resultant force acting on the flag pole.

### SOLUTION

**Force Vectors:** The unit vectors  $\mathbf{u}_B$  and  $\mathbf{u}_C$  of  $\mathbf{F}_B$  and  $\mathbf{F}_C$  must be determined first. From Fig. *a*

$$\mathbf{u}_B = \frac{\mathbf{r}_B}{r_B} = \frac{(2-0)\mathbf{i} + (-3-0)\mathbf{j} + (0-6)\mathbf{k}}{\sqrt{(2-0)^2 + (-3-0)^2 + (0-6)^2}} = \frac{2}{7}\mathbf{i} - \frac{3}{7}\mathbf{j} - \frac{6}{7}\mathbf{k}$$

$$\mathbf{u}_C = \frac{\mathbf{r}_C}{r_C} = \frac{(3-0)\mathbf{i} + (2-0)\mathbf{j} + (0-6)\mathbf{k}}{\sqrt{(3-0)^2 + (2-0)^2 + (0-6)^2}} = \frac{3}{7}\mathbf{i} + \frac{2}{7}\mathbf{j} - \frac{6}{7}\mathbf{k}$$

Thus, the force vectors  $\mathbf{F}_B$  and  $\mathbf{F}_C$  are given by

$$\mathbf{F}_B = F_B \mathbf{u}_B = 560 \left( \frac{2}{7}\mathbf{i} - \frac{3}{7}\mathbf{j} - \frac{6}{7}\mathbf{k} \right) = \{160\mathbf{i} - 240\mathbf{j} - 480\mathbf{k}\} \text{ N}$$

$$\mathbf{F}_C = F_C \mathbf{u}_C = 700 \left( \frac{3}{7}\mathbf{i} + \frac{2}{7}\mathbf{j} - \frac{6}{7}\mathbf{k} \right) = \{300\mathbf{i} + 200\mathbf{j} - 600\mathbf{k}\} \text{ N}$$

**Resultant Force:**

$$\begin{aligned} \mathbf{F}_R &= \mathbf{F}_B + \mathbf{F}_C = (160\mathbf{i} - 240\mathbf{j} - 480\mathbf{k}) + (300\mathbf{i} + 200\mathbf{j} - 600\mathbf{k}) \\ &= \{460\mathbf{i} - 40\mathbf{j} + 1080\mathbf{k}\} \text{ N} \end{aligned}$$

The magnitude of  $\mathbf{F}_R$  is

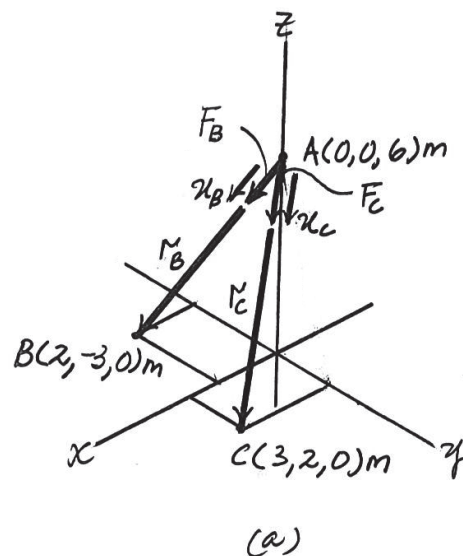
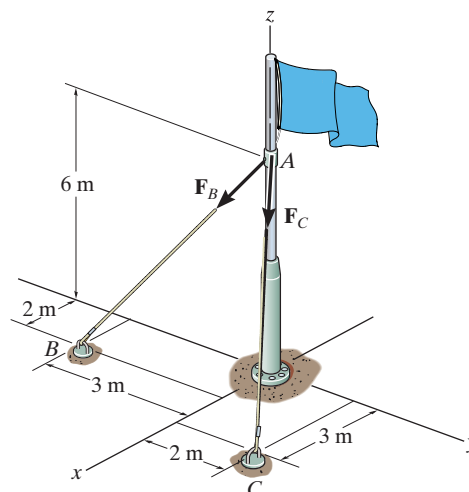
$$\begin{aligned} F_R &= \sqrt{(F_R)_x^2 + (F_R)_y^2 + (F_R)_z^2} \\ &= \sqrt{(460)^2 + (-40)^2 + (1080)^2} = 1174.56 \text{ N} = 1.17 \text{ kN} \end{aligned}$$

The coordinate direction angles of  $\mathbf{F}_R$  are

$$\alpha = \cos^{-1} \left[ \frac{(F_R)_x}{F_R} \right] = \cos^{-1} \left( \frac{460}{1174.56} \right) = 66.9^\circ$$

$$\beta = \cos^{-1} \left[ \frac{(F_R)_y}{F_R} \right] = \cos^{-1} \left( \frac{-40}{1174.56} \right) = 92.0^\circ$$

$$\gamma = \cos^{-1} \left[ \frac{(F_R)_z}{F_R} \right] = \cos^{-1} \left( \frac{1080}{1174.56} \right) = 157^\circ$$



Ans.

Ans.

Ans.

Ans.

**Ans:**

$$F_R = 1.17 \text{ kN}$$

$$\alpha = 66.9^\circ$$

$$\beta = 92.0^\circ$$

$$\gamma = 157^\circ$$

**2-94.**

If  $F_B = 700$  N, and  $F_C = 560$  N, determine the magnitude and coordinate direction angles of the resultant force acting on the flag pole.

**SOLUTION**

**Force Vectors:** The unit vectors  $\mathbf{u}_B$  and  $\mathbf{u}_C$  of  $\mathbf{F}_B$  and  $\mathbf{F}_C$  must be determined first. From Fig. *a*

$$\mathbf{u}_B = \frac{\mathbf{r}_B}{r_B} = \frac{(2-0)\mathbf{i} + (-3-0)\mathbf{j} + (0-6)\mathbf{k}}{\sqrt{(2-0)^2 + (-3-0)^2 + (0-6)^2}} = \frac{2}{7}\mathbf{i} - \frac{3}{7}\mathbf{j} - \frac{6}{7}\mathbf{k}$$

$$\mathbf{u}_C = \frac{\mathbf{r}_C}{r_C} = \frac{(3-0)\mathbf{i} + (2-0)\mathbf{j} + (0-6)\mathbf{k}}{\sqrt{(3-0)^2 + (2-0)^2 + (0-6)^2}} = \frac{3}{7}\mathbf{i} + \frac{2}{7}\mathbf{j} - \frac{6}{7}\mathbf{k}$$

Thus, the force vectors  $\mathbf{F}_B$  and  $\mathbf{F}_C$  are given by

$$\mathbf{F}_B = F_B \mathbf{u}_B = 700 \left( \frac{2}{7}\mathbf{i} - \frac{3}{7}\mathbf{j} - \frac{6}{7}\mathbf{k} \right) = \{200\mathbf{i} - 300\mathbf{j} - 600\mathbf{k}\} \text{ N}$$

$$\mathbf{F}_C = F_C \mathbf{u}_C = 560 \left( \frac{3}{7}\mathbf{i} + \frac{2}{7}\mathbf{j} - \frac{6}{7}\mathbf{k} \right) = \{240\mathbf{i} + 160\mathbf{j} - 480\mathbf{k}\} \text{ N}$$

**Resultant Force:**

$$\begin{aligned} \mathbf{F}_R &= \mathbf{F}_B + \mathbf{F}_C = (200\mathbf{i} - 300\mathbf{j} - 600\mathbf{k}) + (240\mathbf{i} + 160\mathbf{j} - 480\mathbf{k}) \\ &= \{440\mathbf{i} - 140\mathbf{j} - 1080\mathbf{k}\} \text{ N} \end{aligned}$$

The magnitude of  $\mathbf{F}_R$  is

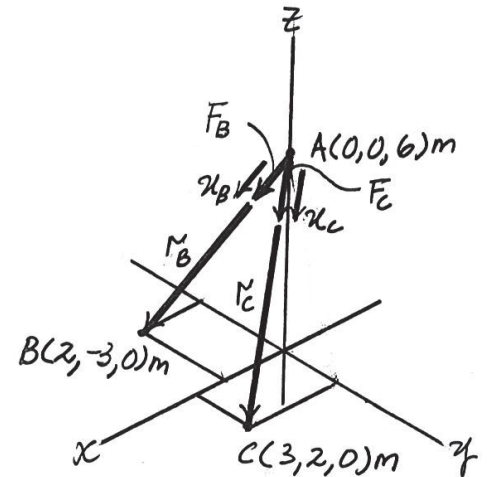
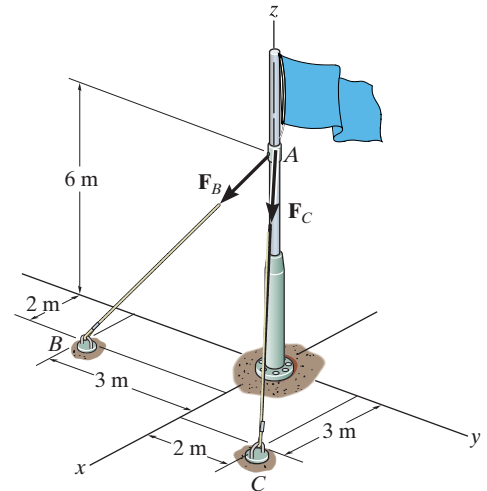
$$\begin{aligned} F_R &= \sqrt{(F_R)_x^2 + (F_R)_y^2 + (F_R)_z^2} \\ &= \sqrt{(440)^2 + (-140)^2 + (-1080)^2} = 1174.56 \text{ N} = 1.17 \text{ kN} \end{aligned}$$

The coordinate direction angles of  $\mathbf{F}_R$  are

$$\alpha = \cos^{-1} \left[ \frac{(F_R)_x}{F_R} \right] = \cos^{-1} \left( \frac{440}{1174.56} \right) = 68.0^\circ$$

$$\beta = \cos^{-1} \left[ \frac{(F_R)_y}{F_R} \right] = \cos^{-1} \left( \frac{-140}{1174.56} \right) = 96.8^\circ$$

$$\gamma = \cos^{-1} \left[ \frac{(F_R)_z}{F_R} \right] = \cos^{-1} \left( \frac{-1080}{1174.56} \right) = 157^\circ$$



(a)

**Ans.**

**Ans.**

**Ans.**

**Ans.**

**Ans:**

$$F_R = 1.17 \text{ kN}$$

$$\alpha = 68.0^\circ$$

$$\beta = 96.8^\circ$$

$$\gamma = 157^\circ$$

2-95.

The plate is suspended using the three cables which exert the forces shown. Express each force as a Cartesian vector.

### SOLUTION

$$\mathbf{F}_{BA} = 350 \left( \frac{\mathbf{r}_{BA}}{r_{BA}} \right) = 350 \left( -\frac{5}{16.031} \mathbf{i} + \frac{6}{16.031} \mathbf{j} + \frac{14}{16.031} \mathbf{k} \right)$$

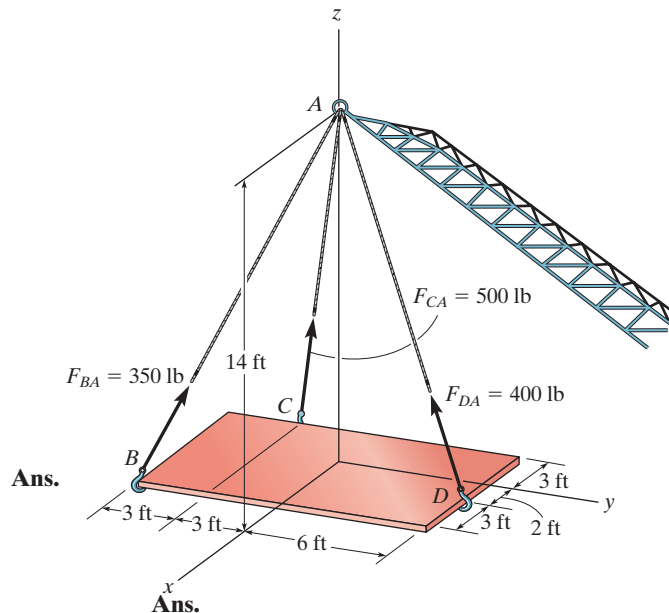
$$= \{-109 \mathbf{i} + 131 \mathbf{j} + 306 \mathbf{k}\} \text{ lb}$$

$$\mathbf{F}_{CA} = 500 \left( \frac{\mathbf{r}_{CA}}{r_{CA}} \right) = 500 \left( \frac{3}{14.629} \mathbf{i} + \frac{3}{14.629} \mathbf{j} + \frac{14}{14.629} \mathbf{k} \right)$$

$$= \{103 \mathbf{i} + 103 \mathbf{j} + 479 \mathbf{k}\} \text{ lb}$$

$$\mathbf{F}_{DA} = 400 \left( \frac{\mathbf{r}_{DA}}{r_{DA}} \right) = 400 \left( -\frac{2}{15.362} \mathbf{i} - \frac{6}{15.362} \mathbf{j} + \frac{14}{15.362} \mathbf{k} \right)$$

$$= \{-52.1 \mathbf{i} - 156 \mathbf{j} + 365 \mathbf{k}\} \text{ lb}$$



Ans.

Ans:

$$\mathbf{F}_{BA} = \{-109 \mathbf{i} + 131 \mathbf{j} + 306 \mathbf{k}\} \text{ lb}$$

$$\mathbf{F}_{CA} = \{103 \mathbf{i} + 103 \mathbf{j} + 479 \mathbf{k}\} \text{ lb}$$

$$\mathbf{F}_{DA} = \{-52.1 \mathbf{i} - 156 \mathbf{j} + 365 \mathbf{k}\} \text{ lb}$$

\*2-96.

The three supporting cables exert the forces shown on the sign. Represent each force as a Cartesian vector.

### SOLUTION

$$\mathbf{r}_C = (0 - 5)\mathbf{i} + (-2 - 0)\mathbf{j} + (3 - 0)\mathbf{k} = \{-5\mathbf{i} - 2\mathbf{j} + 3\mathbf{k}\} \text{ m}$$

$$r_C = \sqrt{(-5)^2 + (-2)^2 + 3^2} = \sqrt{38} \text{ m}$$

$$\mathbf{r}_B = (0 - 5)\mathbf{i} + (2 - 0)\mathbf{j} + (3 - 0)\mathbf{k} = \{-5\mathbf{i} + 2\mathbf{j} + 3\mathbf{k}\} \text{ m}$$

$$r_B = \sqrt{(-5)^2 + 2^2 + 3^2} = \sqrt{38} \text{ m}$$

$$\mathbf{r}_E = (0 - 2)\mathbf{i} + (0 - 0)\mathbf{j} + (3 - 0)\mathbf{k} = \{-2\mathbf{i} + 0\mathbf{j} + 3\mathbf{k}\} \text{ m}$$

$$r_E = \sqrt{(-2)^2 + 0^2 + 3^2} = \sqrt{13} \text{ m}$$

$$\mathbf{F} = F_u = F \left( \frac{\mathbf{r}}{r} \right)$$

$$\mathbf{F}_C = 400 \left( \frac{-5\mathbf{i} - 2\mathbf{j} + 3\mathbf{k}}{\sqrt{38}} \right) = \{-324\mathbf{i} - 130\mathbf{j} + 195\mathbf{k}\} \text{ N}$$

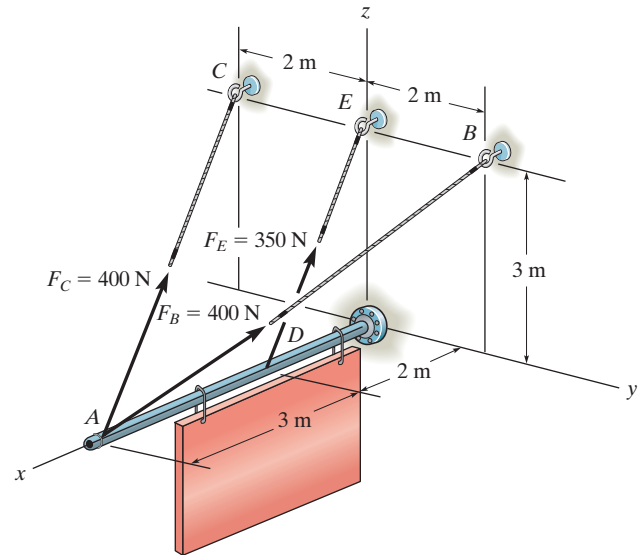
**Ans.**

$$\mathbf{F}_B = 400 \left( \frac{-5\mathbf{i} + 2\mathbf{j} + 3\mathbf{k}}{\sqrt{38}} \right) = \{-324\mathbf{i} + 130\mathbf{j} + 195\mathbf{k}\} \text{ N}$$

**Ans.**

$$\mathbf{F}_E = 350 \left( \frac{-2\mathbf{i} + 0\mathbf{j} + 3\mathbf{k}}{\sqrt{13}} \right) = \{-194\mathbf{i} + 291\mathbf{k}\} \text{ N}$$

**Ans.**



**Ans:**

$$\mathbf{F}_C = \{-324\mathbf{i} - 130\mathbf{j} + 195\mathbf{k}\} \text{ N}$$

$$\mathbf{F}_B = \{-324\mathbf{i} + 130\mathbf{j} + 195\mathbf{k}\} \text{ N}$$

$$\mathbf{F}_E = \{-194\mathbf{i} + 291\mathbf{k}\} \text{ N}$$

**2-97.**

Determine the magnitude and coordinate direction angles of the resultant force of the two forces acting on the sign at point A.

**SOLUTION**

$$\mathbf{r}_C = (0 - 5)\mathbf{i} + (-2 - 0)\mathbf{j} + (3 - 0)\mathbf{k} = \{-5\mathbf{i} - 2\mathbf{j} + 3\mathbf{k}\}$$

$$r_C = \sqrt{(-5)^2 + (-2)^2 + (3)^2} = \sqrt{38} \text{ m}$$

$$\mathbf{F}_C = 400 \left( \frac{\mathbf{r}_C}{r_C} \right) = 400 \left( \frac{(-5\mathbf{i} - 2\mathbf{j} + 3\mathbf{k})}{\sqrt{38}} \right)$$

$$\mathbf{F}_C = (-324.4428\mathbf{i} - 129.777\mathbf{j} + 194.666\mathbf{k})$$

$$\mathbf{r}_B = (0 - 5)\mathbf{i} + (2 - 0)\mathbf{j} + (3 - 0)\mathbf{k} = \{-5\mathbf{i} + 2\mathbf{j} + 3\mathbf{k}\}$$

$$r_B = \sqrt{(-5)^2 + 2^2 + 3^2} = \sqrt{38} \text{ m}$$

$$\mathbf{F}_B = 400 \left( \frac{\mathbf{r}_B}{r_B} \right) = 400 \left( \frac{(-5\mathbf{i} + 2\mathbf{j} + 3\mathbf{k})}{\sqrt{38}} \right)$$

$$\mathbf{F}_B = (-324.443\mathbf{i} + 129.777\mathbf{j} + 194.666\mathbf{k})$$

$$\mathbf{F}_R = \mathbf{F}_C + \mathbf{F}_B = (-648.89\mathbf{i} + 389.33\mathbf{k})$$

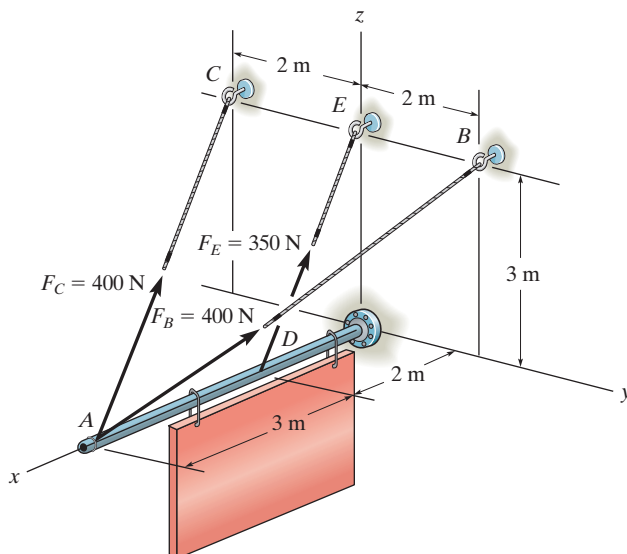
$$F_R = \sqrt{(-648.89)^2 + (389.33)^2 + 0^2} = 756.7242$$

$$F_R = 757 \text{ N}$$

$$\alpha = \cos^{-1} \left( \frac{-648.89}{756.7242} \right) = 149.03 = 149^\circ$$

$$\beta = \cos^{-1} \left( \frac{0}{756.7242} \right) = 90.0^\circ$$

$$\gamma = \cos^{-1} \left( \frac{389.33}{756.7242} \right) = 59.036 = 59.0^\circ$$



**Ans.**

**Ans.**

**Ans.**

**Ans.**

**Ans:**

$$F_R = 757 \text{ N}$$

$$\alpha = 149^\circ$$

$$\beta = 90.0^\circ$$

$$\gamma = 59.0^\circ$$

2-98.

The force  $\mathbf{F}$  has a magnitude of 80 lb and acts at the midpoint  $C$  of the thin rod. Express the force as a Cartesian vector.

### SOLUTION

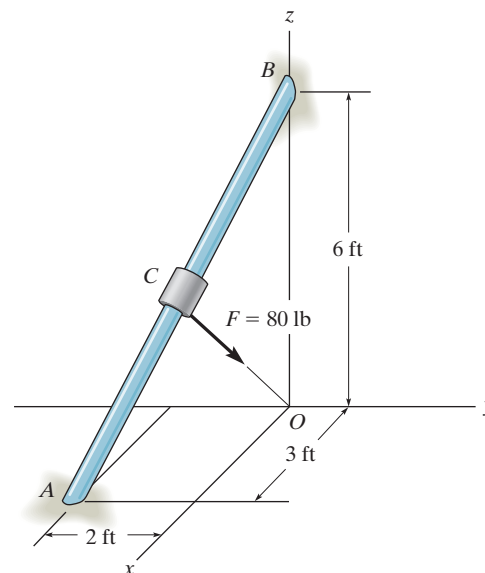
$$\mathbf{r}_{AB} = (-3\mathbf{i} + 2\mathbf{j} + 6\mathbf{k})$$

$$\mathbf{r}_{CB} = \frac{1}{2}\mathbf{r}_{AB} = (-1.5\mathbf{i} + 1\mathbf{j} + 3\mathbf{k})$$

$$\begin{aligned}\mathbf{r}_{CO} &= \mathbf{r}_{BO} + \mathbf{r}_{CB} \\ &= -6\mathbf{k} - 1.5\mathbf{i} + 1\mathbf{j} + 3\mathbf{k} \\ &= -1.5\mathbf{i} + 1\mathbf{j} - 3\mathbf{k}\end{aligned}$$

$$r_{CO} = 3.5$$

$$\mathbf{F} = 80\left(\frac{\mathbf{r}_{CO}}{r_{CO}}\right) = \{-34.3\mathbf{i} + 22.9\mathbf{j} - 68.6\mathbf{k}\} \text{ lb}$$



Ans.

Ans:

$$\mathbf{F} = \{-34.3\mathbf{i} + 22.9\mathbf{j} - 68.6\mathbf{k}\} \text{ lb}$$

2-99.

The load at  $A$  creates a force of 60 lb in wire  $AB$ . Express this force as a Cartesian vector acting on  $A$  and directed toward  $B$  as shown.

## SOLUTION

**Unit Vector:** First determine the position vector  $\mathbf{r}_{AB}$ . The coordinates of point  $B$  are

$$B (5 \sin 30^\circ, 5 \cos 30^\circ, 0) \text{ ft} = B (2.50, 4.330, 0) \text{ ft}$$

Then

$$\begin{aligned} \mathbf{r}_{AB} &= \{(2.50 - 0)\mathbf{i} + (4.330 - 0)\mathbf{j} + [0 - (-10)]\mathbf{k}\} \text{ ft} \\ &= \{2.50\mathbf{i} + 4.330\mathbf{j} + 10\mathbf{k}\} \text{ ft} \end{aligned}$$

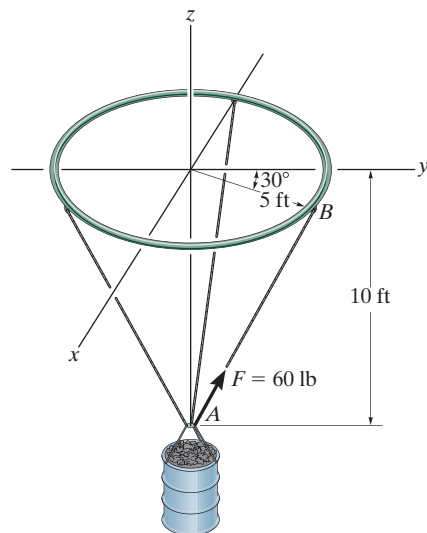
$$r_{AB} = \sqrt{2.50^2 + 4.330^2 + 10.0^2} = 11.180 \text{ ft}$$

$$\begin{aligned} \mathbf{u}_{AB} &= \frac{\mathbf{r}_{AB}}{r_{AB}} = \frac{2.50\mathbf{i} + 4.330\mathbf{j} + 10\mathbf{k}}{11.180} \\ &= 0.2236\mathbf{i} + 0.3873\mathbf{j} + 0.8944\mathbf{k} \end{aligned}$$

**Force Vector:**

$$\begin{aligned} \mathbf{F} &= F\mathbf{u}_{AB} = 60 \{0.2236\mathbf{i} + 0.3873\mathbf{j} + 0.8944\mathbf{k}\} \text{ lb} \\ &= \{13.4\mathbf{i} + 23.2\mathbf{j} + 53.7\mathbf{k}\} \text{ lb} \end{aligned}$$

**Ans.**

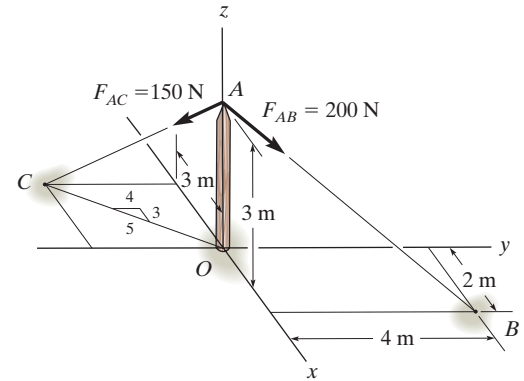


**Ans:**

$$\mathbf{F} = \{13.4\mathbf{i} + 23.2\mathbf{j} + 53.7\mathbf{k}\} \text{ lb}$$

**\*2-100.**

Determine the magnitude and coordinate direction angles of the resultant force acting at point  $A$  on the post.



**SOLUTION**

**Unit Vector.** The coordinates for points  $A$ ,  $B$  and  $C$  are  $A(0, 0, 3)$  m,  $B(2, 4, 0)$  m and  $C(-3, -4, 0)$  m respectively

$$\mathbf{r}_{AB} = (2 - 0)\mathbf{i} + (4 - 0)\mathbf{j} + (0 - 3)\mathbf{k} = \{2\mathbf{i} + 4\mathbf{j} - 3\mathbf{k}\} \text{ m}$$

$$\mathbf{u}_{AB} = \frac{\mathbf{r}_{AB}}{r_{AB}} = \frac{2\mathbf{i} + 4\mathbf{j} - 3\mathbf{k}}{\sqrt{2^2 + 4^2 + (-3)^2}} = \frac{2}{\sqrt{29}}\mathbf{i} + \frac{4}{\sqrt{29}}\mathbf{j} - \frac{3}{\sqrt{29}}\mathbf{k}$$

$$\mathbf{r}_{AC} = (-3 - 0)\mathbf{i} + (-4 - 0)\mathbf{j} + (0 - 3)\mathbf{k} = \{-3\mathbf{i} - 4\mathbf{j} - 3\mathbf{k}\} \text{ m}$$

$$\mathbf{u}_{AC} = \frac{\mathbf{r}_{AC}}{r_{AC}} = \frac{-3\mathbf{i} - 4\mathbf{j} - 3\mathbf{k}}{\sqrt{(-3)^2 + (-4)^2 + (-3)^2}} = -\frac{3}{\sqrt{34}}\mathbf{i} - \frac{4}{\sqrt{34}}\mathbf{j} - \frac{3}{\sqrt{34}}\mathbf{k}$$

**Force Vectors**

$$\begin{aligned} \mathbf{F}_{AB} &= F_{AB} \mathbf{u}_{AB} = 200 \left( \frac{2}{\sqrt{29}}\mathbf{i} + \frac{4}{\sqrt{29}}\mathbf{j} - \frac{3}{\sqrt{29}}\mathbf{k} \right) \\ &= \{74.28\mathbf{i} + 148.56\mathbf{j} - 111.42\mathbf{k}\} \text{ N} \end{aligned}$$

$$\begin{aligned} \mathbf{F}_{AC} &= F_{AC} \mathbf{u}_{AC} = 150 \left( -\frac{3}{\sqrt{34}}\mathbf{i} - \frac{4}{\sqrt{34}}\mathbf{j} - \frac{3}{\sqrt{34}}\mathbf{k} \right) \\ &= \{-77.17\mathbf{i} - 102.90\mathbf{j} - 77.17\mathbf{k}\} \text{ N} \end{aligned}$$

**Resultant Force**

$$\begin{aligned} \mathbf{F}_R &= \mathbf{F}_{AB} + \mathbf{F}_{AC} \\ &= \{74.28\mathbf{i} + 148.56\mathbf{j} - 111.42\mathbf{k}\} + \{-77.17\mathbf{i} - 102.90\mathbf{j} - 77.17\mathbf{k}\} \\ &= \{-2.896\mathbf{i} + 45.66\mathbf{j} - 188.59\mathbf{k}\} \text{ N} \end{aligned}$$

The magnitude of the resultant force is

$$\begin{aligned} F_R &= \sqrt{(F_R)_x^2 + (F_R)_y^2 + (F_R)_z^2} = \sqrt{(-2.896)^2 + 45.66^2 + (-188.59)^2} \\ &= 194.06 \text{ N} = 194 \text{ N} \end{aligned}$$

**Ans.**

And its coordinate direction angles are

$$\cos \alpha = \frac{(F_R)_x}{F_R} = \frac{-2.896}{194.06}; \quad \alpha = 90.86^\circ = 90.9^\circ \quad \text{Ans.}$$

$$\cos \beta = \frac{(F_R)_y}{F_R} = \frac{45.66}{194.06}; \quad \beta = 76.39^\circ = 76.4^\circ \quad \text{Ans.}$$

$$\cos \gamma = \frac{(F_R)_z}{F_R} = \frac{-188.59}{194.06}; \quad \gamma = 166.36^\circ = 166^\circ \quad \text{Ans.}$$

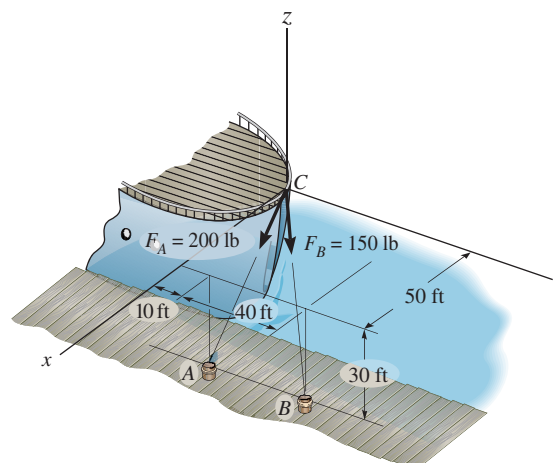
**Ans:**

$$\begin{aligned} F_R &= 194 \text{ N} \\ \cos \alpha &= 90.9^\circ \\ \cos \beta &= 76.4^\circ \\ \cos \gamma &= 166^\circ \end{aligned}$$



## 2-101.

The two mooring cables exert forces on the stern of a ship as shown. Represent each force as a Cartesian vector and determine the magnitude and coordinate direction angles of the resultant.



## SOLUTION

### Unit Vector:

$$\mathbf{r}_{CA} = \{(50 - 0)\mathbf{i} + (10 - 0)\mathbf{j} + (-30 - 0)\mathbf{k}\} \text{ ft} = \{50\mathbf{i} + 10\mathbf{j} - 30\mathbf{k}\} \text{ ft}$$

$$r_{CA} = \sqrt{50^2 + 10^2 + (-30)^2} = 59.16 \text{ ft}$$

$$\mathbf{u}_{CA} = \frac{\mathbf{r}_{CA}}{r_{CA}} = \frac{50\mathbf{i} + 10\mathbf{j} - 30\mathbf{k}}{59.16} = 0.8452\mathbf{i} + 0.1690\mathbf{j} - 0.5071\mathbf{k}$$

$$\mathbf{r}_{CB} = \{(50 - 0)\mathbf{i} + (50 - 0)\mathbf{j} + (-30 - 0)\mathbf{k}\} \text{ ft} = \{50\mathbf{i} + 50\mathbf{j} - 30\mathbf{k}\} \text{ ft}$$

$$r_{CB} = \sqrt{50^2 + 50^2 + (-30)^2} = 76.81 \text{ ft}$$

$$\mathbf{u}_{CB} = \frac{\mathbf{r}_{CB}}{r_{CB}} = \frac{50\mathbf{i} + 50\mathbf{j} - 30\mathbf{k}}{76.81} = 0.6509\mathbf{i} + 0.6509\mathbf{j} - 0.3906\mathbf{k}$$

### Force Vector:

$$\begin{aligned} \mathbf{F}_A &= F_A \mathbf{u}_{CA} = 200\{0.8452\mathbf{i} + 0.1690\mathbf{j} - 0.5071\mathbf{k}\} \text{ lb} \\ &= \{169.03\mathbf{i} + 33.81\mathbf{j} - 101.42\mathbf{k}\} \text{ lb} \\ &= \{169\mathbf{i} + 33.8\mathbf{j} - 101\mathbf{k}\} \text{ lb} \end{aligned}$$

**Ans.**

$$\begin{aligned} \mathbf{F}_B &= F_B \mathbf{u}_{CB} = 150\{0.6509\mathbf{i} + 0.6509\mathbf{j} - 0.3906\mathbf{k}\} \text{ lb} \\ &= \{97.64\mathbf{i} + 97.64\mathbf{j} - 58.59\mathbf{k}\} \text{ lb} \\ &= \{97.6\mathbf{i} + 97.6\mathbf{j} - 58.6\mathbf{k}\} \text{ lb} \end{aligned}$$

**Ans.**

### Resultant Force:

$$\begin{aligned} \mathbf{F}_R &= \mathbf{F}_A + \mathbf{F}_B \\ &= \{(169.03 + 97.64)\mathbf{i} + (33.81 + 97.64)\mathbf{j} + (-101.42 - 58.59)\mathbf{k}\} \text{ lb} \\ &= \{266.67\mathbf{i} + 131.45\mathbf{j} - 160.00\mathbf{k}\} \text{ lb} \end{aligned}$$

The magnitude of  $\mathbf{F}_R$  is

$$\begin{aligned} F_R &= \sqrt{266.67^2 + 131.45^2 + (-160.00)^2} \\ &= 337.63 \text{ lb} = 338 \text{ lb} \end{aligned}$$

**Ans.**

The coordinate direction angles of  $\mathbf{F}_R$  are

$$\cos \alpha = \frac{266.67}{337.63} \quad \alpha = 37.8^\circ$$

**Ans.**

$$\cos \beta = \frac{131.45}{337.63} \quad \beta = 67.1^\circ$$

**Ans.**

$$\cos \gamma = -\frac{160.00}{337.63} \quad \gamma = 118^\circ$$

**Ans.**

### Ans:

$$\begin{aligned} \mathbf{F}_A &= \{169\mathbf{i} + 33.8\mathbf{j} - 101\mathbf{k}\} \text{ lb} \\ \mathbf{F}_B &= \{97.6\mathbf{i} + 97.6\mathbf{j} - 58.6\mathbf{k}\} \text{ lb} \\ F_R &= 338 \text{ lb} \\ \alpha &= 37.8^\circ \\ \beta &= 67.1^\circ \\ \gamma &= 118^\circ \end{aligned}$$

**2-102.**

The engine of the lightweight plane is supported by struts that are connected to the space truss that makes up the structure of the plane. The anticipated loading in two of the struts is shown. Express each of these forces as a Cartesian vector.

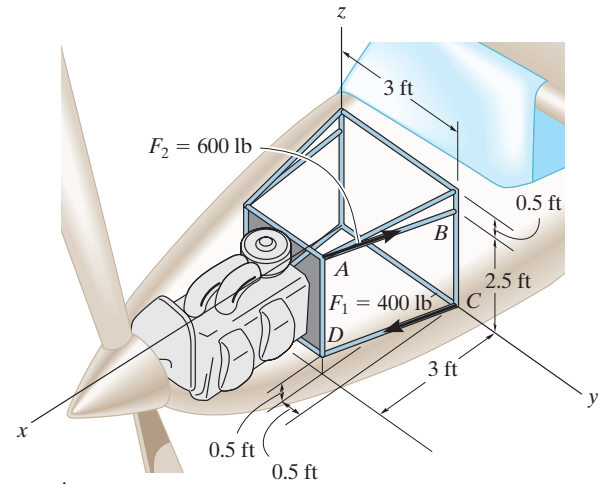
**SOLUTION**

$$\mathbf{F}_1 = 400 \left( \frac{\mathbf{r}_{CD}}{r_{CD}} \right) = 400 \left( \frac{3}{3.0822} \mathbf{i} - \frac{0.5}{3.0822} \mathbf{j} + \frac{0.5}{3.0822} \mathbf{k} \right)$$

$$= \{389 \mathbf{i} - 64.9 \mathbf{j} + 64.9 \mathbf{k}\} \text{ lb}$$

$$\mathbf{F}_2 = 600 \left( \frac{\mathbf{r}_{AB}}{r_{AB}} \right) = 600 \left( -\frac{3}{3.0822} \mathbf{i} - \frac{0.5}{3.0822} \mathbf{j} + \frac{0.5}{3.0822} \mathbf{k} \right)$$

$$= \{-584 \mathbf{i} + 97.3 \mathbf{j} - 97.3 \mathbf{k}\} \text{ lb}$$



**Ans.**

**Ans.**

**Ans:**

$$\mathbf{F}_1 = \{389 \mathbf{i} - 64.9 \mathbf{j} + 64.9 \mathbf{k}\} \text{ lb}$$

$$\mathbf{F}_2 = \{-584 \mathbf{i} + 97.3 \mathbf{j} - 97.3 \mathbf{k}\} \text{ lb}$$

**2-103.**

Determine the magnitude and coordinates on angles of the resultant force.

**SOLUTION**

$$\mathbf{r}_{AC} = \{-2 \sin 20^\circ \mathbf{i} + (2 + 2 \cos 20^\circ) \mathbf{j} - 4 \mathbf{k}\} \text{ ft}$$

$$\mathbf{u}_{AC} = \left( \frac{\mathbf{r}_{AC}}{r_{AC}} \right) = -0.1218 \mathbf{i} + 0.6910 \mathbf{j} - 0.7125 \mathbf{k}$$

$$\mathbf{F}_{AC} = 4 \text{ lb } \mathbf{u}_{AC} = \{-4.874 \mathbf{i} + 27.64 \mathbf{j} - 28.50 \mathbf{k}\} \text{ lb}$$

$$\mathbf{r}_{AB} = \{1.5 \mathbf{i} - 1 \mathbf{j} - 4 \mathbf{k}\} \text{ ft}$$

$$\mathbf{u}_{AB} = \left( \frac{\mathbf{r}_{AB}}{r_{AB}} \right) = 0.3419 \mathbf{i} + 0.2279 \mathbf{j} - 0.9117 \mathbf{k}$$

$$\mathbf{F}_{AB} = 20 \text{ lb } \mathbf{u}_{AB} = \{6.838 \mathbf{i} - 4.558 \mathbf{j} - 18.23 \mathbf{k}\} \text{ lb}$$

$$\mathbf{F}_R = \mathbf{F}_{AB} + \mathbf{F}_{AC}$$

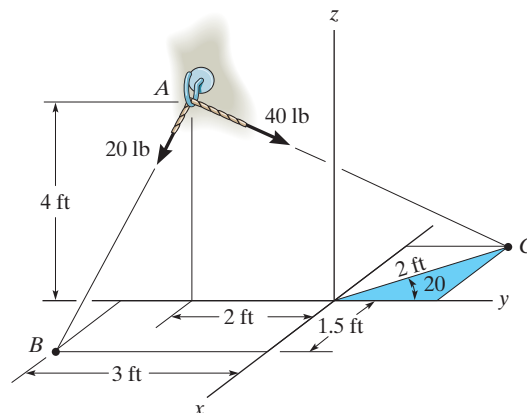
$$\mathbf{F}_R = \{1.964 \mathbf{i} + 23.08 \mathbf{j} - 46.73 \mathbf{k}\} \text{ lb}$$

$$F_R = \sqrt{(1.964)^2 + (23.08)^2 + (-46.73)^2} = 52.16 = 52.2 \text{ lb}$$

$$\alpha = \cos^{-1} \left( \frac{1.964}{52.16} \right) = 87.8^\circ$$

$$\beta = \cos^{-1} \left( \frac{23.08}{52.16} \right) = 63.7^\circ$$

$$\gamma = \cos^{-1} \left( \frac{-46.73}{52.16} \right) = 154^\circ$$



**Ans.**

**Ans.**

**Ans.**

**Ans.**

**Ans:**  
 $F_R = 52.2 \text{ lb}$   
 $\alpha = 87.8^\circ$   
 $\beta = 63.7^\circ$   
 $\gamma = 154^\circ$

**\*2-104.**

If the force in each cable tied to the bin is 70 lb, determine the magnitude and coordinate direction angles of the resultant force.

**SOLUTION**

**Force Vectors:** The unit vectors  $\mathbf{u}_A$ ,  $\mathbf{u}_B$ ,  $\mathbf{u}_C$ , and  $\mathbf{u}_D$  of  $\mathbf{F}_A$ ,  $\mathbf{F}_B$ ,  $\mathbf{F}_C$ , and  $\mathbf{F}_D$  must be determined first. From Fig. *a*,

$$\begin{aligned}\mathbf{u}_A &= \frac{\mathbf{r}_A}{r_A} = \frac{(3-0)\mathbf{i} + (-2-0)\mathbf{j} + (0-6)\mathbf{k}}{\sqrt{(3-0)^2 + (-2-0)^2 + (0-6)^2}} = \frac{3}{7}\mathbf{i} - \frac{2}{7}\mathbf{j} - \frac{6}{7}\mathbf{k} \\ \mathbf{u}_B &= \frac{\mathbf{r}_B}{r_B} = \frac{(3-0)\mathbf{i} + (2-0)\mathbf{j} + (0-6)\mathbf{k}}{\sqrt{(3-0)^2 + (2-0)^2 + (0-6)^2}} = \frac{3}{7}\mathbf{i} + \frac{2}{7}\mathbf{j} - \frac{6}{7}\mathbf{k} \\ \mathbf{u}_C &= \frac{\mathbf{r}_C}{r_C} = \frac{(-3-0)\mathbf{i} + (2-0)\mathbf{j} + (0-6)\mathbf{k}}{\sqrt{(-3-0)^2 + (2-0)^2 + (0-6)^2}} = -\frac{3}{7}\mathbf{i} + \frac{2}{7}\mathbf{j} - \frac{6}{7}\mathbf{k} \\ \mathbf{u}_D &= \frac{\mathbf{r}_D}{r_D} = \frac{(-3-0)\mathbf{i} + (-2-0)\mathbf{j} + (0-6)\mathbf{k}}{\sqrt{(-3-0)^2 + (-2-0)^2 + (0-6)^2}} = -\frac{3}{7}\mathbf{i} - \frac{2}{7}\mathbf{j} - \frac{6}{7}\mathbf{k}\end{aligned}$$

Thus, the force vectors  $\mathbf{F}_A$ ,  $\mathbf{F}_B$ ,  $\mathbf{F}_C$ , and  $\mathbf{F}_D$  are given by

$$\begin{aligned}\mathbf{F}_A &= F_A \mathbf{u}_A = 70 \left( \frac{3}{7}\mathbf{i} - \frac{2}{7}\mathbf{j} - \frac{6}{7}\mathbf{k} \right) = [30\mathbf{i} - 20\mathbf{j} - 60\mathbf{k}] \text{ lb} \\ \mathbf{F}_B &= F_B \mathbf{u}_B = 70 \left( \frac{3}{7}\mathbf{i} + \frac{2}{7}\mathbf{j} - \frac{6}{7}\mathbf{k} \right) = [30\mathbf{i} + 20\mathbf{j} - 60\mathbf{k}] \text{ lb} \\ \mathbf{F}_C &= F_C \mathbf{u}_C = 70 \left( -\frac{3}{7}\mathbf{i} + \frac{2}{7}\mathbf{j} - \frac{6}{7}\mathbf{k} \right) = [-30\mathbf{i} + 20\mathbf{j} - 60\mathbf{k}] \text{ lb} \\ \mathbf{F}_D &= F_D \mathbf{u}_D = 70 \left( -\frac{3}{7}\mathbf{i} - \frac{2}{7}\mathbf{j} - \frac{6}{7}\mathbf{k} \right) = [-30\mathbf{i} - 20\mathbf{j} - 60\mathbf{k}] \text{ lb}\end{aligned}$$

**Resultant Force:**

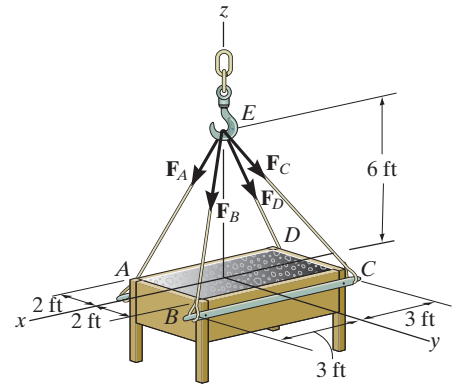
$$\begin{aligned}\mathbf{F}_R &= \mathbf{F}_A + \mathbf{F}_B + \mathbf{F}_C + \mathbf{F}_D = (30\mathbf{i} - 20\mathbf{j} - 60\mathbf{k}) + (30\mathbf{i} + 20\mathbf{j} - 60\mathbf{k}) + (-30\mathbf{i} + 20\mathbf{j} - 60\mathbf{k}) + (-30\mathbf{i} - 20\mathbf{j} - 60\mathbf{k}) \\ &= [-240\mathbf{k}] \text{ N}\end{aligned}$$

The magnitude of  $\mathbf{F}_R$  is

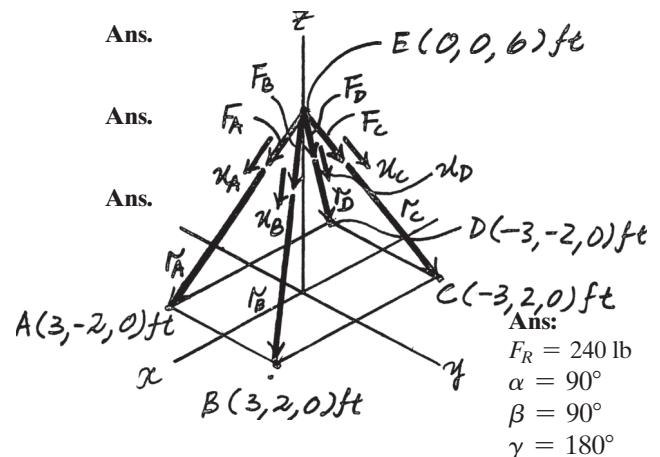
$$\begin{aligned}F_R &= \sqrt{(F_R)_x^2 + (F_R)_y^2 + (F_R)_z^2} \\ &= \sqrt{0 + 0 + (-240)^2} = 240 \text{ lb}\end{aligned}$$

The coordinate direction angles of  $\mathbf{F}_R$  are

$$\begin{aligned}\alpha &= \cos^{-1} \left[ \frac{(F_R)_x}{F_R} \right] = \cos^{-1} \left( \frac{0}{240} \right) = 90^\circ \\ \beta &= \cos^{-1} \left[ \frac{(F_R)_y}{F_R} \right] = \cos^{-1} \left( \frac{0}{240} \right) = 90^\circ \\ \gamma &= \cos^{-1} \left[ \frac{(F_R)_z}{F_R} \right] = \cos^{-1} \left( \frac{-240}{240} \right) = 180^\circ\end{aligned}$$



**Ans.**



**2-105.**

If the resultant of the four forces is  $\mathbf{F}_R = \{-360\mathbf{k}\}$  lb, determine the tension developed in each cable. Due to symmetry, the tension in the four cables is the same.

**SOLUTION**

**Force Vectors:** The unit vectors  $\mathbf{u}_A$ ,  $\mathbf{u}_B$ ,  $\mathbf{u}_C$ , and  $\mathbf{u}_D$  of  $\mathbf{F}_A$ ,  $\mathbf{F}_B$ ,  $\mathbf{F}_C$ , and  $\mathbf{F}_D$  must be determined first. From Fig. *a*,

$$\mathbf{u}_A = \frac{\mathbf{r}_A}{r_A} = \frac{(3-0)\mathbf{i} + (-2-0)\mathbf{j} + (0-6)\mathbf{k}}{\sqrt{(3-0)^2 + (-2-0)^2 + (0-6)^2}} = \frac{3}{7}\mathbf{i} - \frac{2}{7}\mathbf{j} - \frac{6}{7}\mathbf{k}$$

$$\mathbf{u}_B = \frac{\mathbf{r}_B}{r_B} = \frac{(3-0)\mathbf{i} + (2-0)\mathbf{j} + (0-6)\mathbf{k}}{\sqrt{(3-0)^2 + (2-0)^2 + (0-6)^2}} = \frac{3}{7}\mathbf{i} + \frac{2}{7}\mathbf{j} - \frac{6}{7}\mathbf{k}$$

$$\mathbf{u}_C = \frac{\mathbf{r}_C}{r_C} = \frac{(-3-0)\mathbf{i} + (2-0)\mathbf{j} + (0-6)\mathbf{k}}{\sqrt{(-3-0)^2 + (2-0)^2 + (0-6)^2}} = -\frac{3}{7}\mathbf{i} + \frac{2}{7}\mathbf{j} - \frac{6}{7}\mathbf{k}$$

$$\mathbf{u}_D = \frac{\mathbf{r}_D}{r_D} = \frac{(-3-0)\mathbf{i} + (-2-0)\mathbf{j} + (0-6)\mathbf{k}}{\sqrt{(-3-0)^2 + (-2-0)^2 + (0-6)^2}} = -\frac{3}{7}\mathbf{i} - \frac{2}{7}\mathbf{j} - \frac{6}{7}\mathbf{k}$$

Since the magnitudes of  $\mathbf{F}_A$ ,  $\mathbf{F}_B$ ,  $\mathbf{F}_C$ , and  $\mathbf{F}_D$  are the same and denoted as  $F$ , the four vectors or forces can be written as

$$\mathbf{F}_A = F\mathbf{u}_A = F\left(\frac{3}{7}\mathbf{i} - \frac{2}{7}\mathbf{j} - \frac{6}{7}\mathbf{k}\right)$$

$$\mathbf{F}_B = F\mathbf{u}_B = F\left(\frac{3}{7}\mathbf{i} + \frac{2}{7}\mathbf{j} - \frac{6}{7}\mathbf{k}\right)$$

$$\mathbf{F}_C = F\mathbf{u}_C = F\left(-\frac{3}{7}\mathbf{i} + \frac{2}{7}\mathbf{j} - \frac{6}{7}\mathbf{k}\right)$$

$$\mathbf{F}_D = F\mathbf{u}_D = F\left(-\frac{3}{7}\mathbf{i} - \frac{2}{7}\mathbf{j} - \frac{6}{7}\mathbf{k}\right)$$

**Resultant Force:** The vector addition of  $\mathbf{F}_A$ ,  $\mathbf{F}_B$ ,  $\mathbf{F}_C$ , and  $\mathbf{F}_D$  is equal to  $\mathbf{F}_R$ . Thus,

$$\mathbf{F}_R = \mathbf{F}_A + \mathbf{F}_B + \mathbf{F}_C + \mathbf{F}_D$$

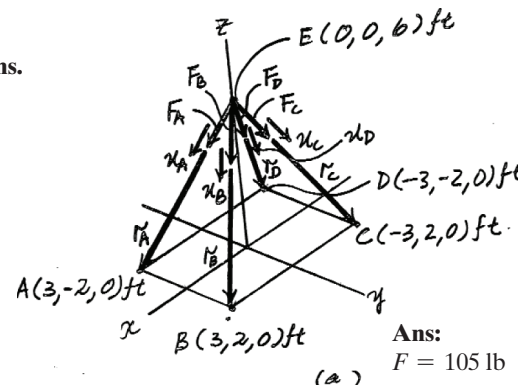
$$\{-360\mathbf{k}\} = \left[F\left(\frac{3}{7}\mathbf{i} - \frac{2}{7}\mathbf{j} - \frac{6}{7}\mathbf{k}\right)\right] + \left[F\left(\frac{3}{7}\mathbf{i} + \frac{2}{7}\mathbf{j} - \frac{6}{7}\mathbf{k}\right)\right] + \left[F\left(-\frac{3}{7}\mathbf{i} + \frac{2}{7}\mathbf{j} - \frac{6}{7}\mathbf{k}\right)\right] + \left[F\left(-\frac{3}{7}\mathbf{i} - \frac{2}{7}\mathbf{j} - \frac{6}{7}\mathbf{k}\right)\right]$$

$$-360\mathbf{k} = -\frac{24}{7}\mathbf{k}$$

Thus,

$$360 = \frac{24}{7}F \quad F = 105 \text{ lb}$$

**Ans.**



**2-106.**

Express the force **F** in Cartesian vector form if it acts at the midpoint *B* of the rod.

**SOLUTION**

$$\mathbf{r}_{AB} = \frac{\mathbf{r}_{AC}}{2} = \frac{-3\mathbf{i} + 4\mathbf{j} - 4\mathbf{k}}{2} = -1.5\mathbf{i} + 2\mathbf{j} - 2\mathbf{k}$$

$$\mathbf{r}_{AD} = \mathbf{r}_{AB} + \mathbf{r}_{BD}$$

$$\mathbf{r}_{BD} = \mathbf{r}_{AD} - \mathbf{r}_{AB}$$

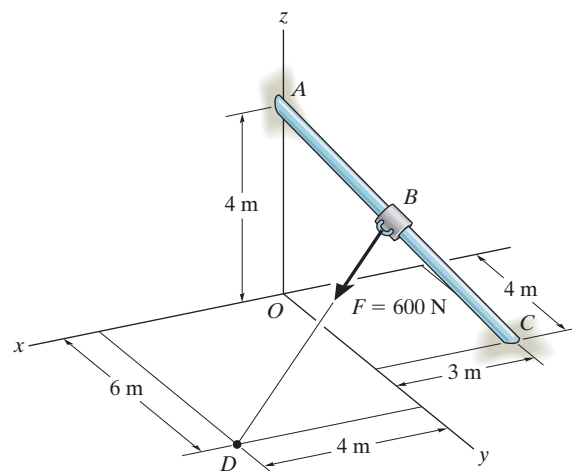
$$= (4\mathbf{i} + 6\mathbf{j} - 4\mathbf{k}) - (-1.5\mathbf{i} + 2\mathbf{j} - 2\mathbf{k})$$

$$= \{5.5\mathbf{i} + 4\mathbf{j} - 2\mathbf{k}\} \text{ m}$$

$$r_{BD} = \sqrt{(5.5)^2 + (4)^2 + (-2)^2} = 7.0887 \text{ m}$$

$$\mathbf{F} = 600 \left( \frac{\mathbf{r}_{BD}}{r_{BD}} \right) = 465.528\mathbf{i} + 338.5659\mathbf{j} - 169.2829\mathbf{k}$$

$$\mathbf{F} = \{466\mathbf{i} + 339\mathbf{j} - 169\mathbf{k}\} \text{ N}$$



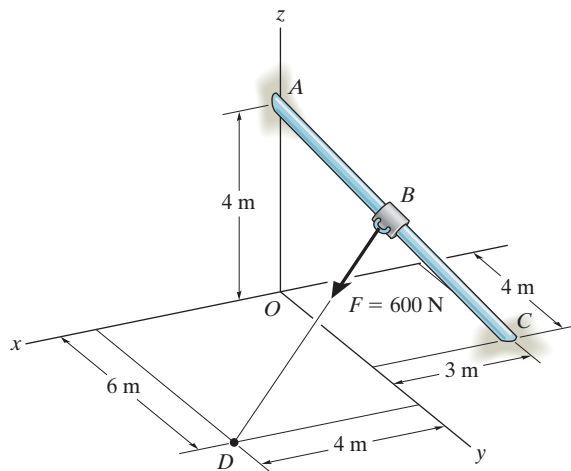
**Ans.**

**Ans:**

$$\mathbf{F} = \{466\mathbf{i} + 339\mathbf{j} - 169\mathbf{k}\} \text{ N}$$

**2-107.**

Express force  $\mathbf{F}$  in Cartesian vector form if point  $B$  is located 3 m along the rod end  $C$ .



**SOLUTION**

$$\mathbf{r}_{CA} = 3\mathbf{i} - 4\mathbf{j} + 4\mathbf{k}$$

$$r_{CA} = 6.403124$$

$$\mathbf{r}_{CB} = \frac{3}{6.403124}(\mathbf{r}_{CA}) = 1.4056\mathbf{i} - 1.8741\mathbf{j} + 1.8741\mathbf{k}$$

$$\mathbf{r}_{OB} = \mathbf{r}_{OC} + \mathbf{r}_{CB}$$

$$= -3\mathbf{i} + 4\mathbf{j} + \mathbf{r}_{CB}$$

$$= -1.59444\mathbf{i} + 2.1259\mathbf{j} + 1.874085\mathbf{k}$$

$$\mathbf{r}_{OD} = \mathbf{r}_{OB} + \mathbf{r}_{BD}$$

$$\mathbf{r}_{BD} = \mathbf{r}_{OD} - \mathbf{r}_{OB} = (4\mathbf{i} + 6\mathbf{j}) - \mathbf{r}_{OB}$$

$$= 5.5944\mathbf{i} + 3.8741\mathbf{j} - 1.874085\mathbf{k}$$

$$r_{BD} = \sqrt{(5.5914)^2 + (3.8741)^2 + (-1.874085)^2} = 7.0582$$

$$\mathbf{F} = 600\left(\frac{\mathbf{r}_{BD}}{r_{BD}}\right) = 475.568\mathbf{i} + 329.326\mathbf{j} - 159.311\mathbf{k}$$

$$\mathbf{F} = \{476\mathbf{i} + 329\mathbf{j} - 159\mathbf{k}\} \text{ N}$$

**Ans.**

**Ans:**

$$\mathbf{F} = \{476\mathbf{i} + 329\mathbf{j} - 159\mathbf{k}\} \text{ N}$$

**\*2-108.**

The chandelier is supported by three chains which are concurrent at point  $O$ . If the force in each chain has a magnitude of 60 lb, express each force as a Cartesian vector and determine the magnitude and coordinate direction angles of the resultant force.

**SOLUTION**

$$\mathbf{F}_A = 60 \frac{(4 \cos 30^\circ \mathbf{i} - 4 \sin 30^\circ \mathbf{j} - 6 \mathbf{k})}{\sqrt{(4 \cos 30^\circ)^2 + (-4 \sin 30^\circ)^2 + (-6)^2}}$$

$$= \{28.8 \mathbf{i} - 16.6 \mathbf{j} - 49.9 \mathbf{k}\} \text{ lb}$$

$$\mathbf{F}_B = 60 \frac{(-4 \cos 30^\circ \mathbf{i} - 4 \sin 30^\circ \mathbf{j} - 6 \mathbf{k})}{\sqrt{(-4 \cos 30^\circ)^2 + (-4 \sin 30^\circ)^2 + (-6)^2}}$$

$$= \{-28.8 \mathbf{i} - 16.6 \mathbf{j} - 49.9 \mathbf{k}\} \text{ lb}$$

$$\mathbf{F}_C = 60 \frac{(4 \mathbf{j} - 6 \mathbf{k})}{\sqrt{(4)^2 + (-6)^2}}$$

$$= \{33.3 \mathbf{j} - 49.9 \mathbf{k}\} \text{ lb}$$

$$\mathbf{F}_R = \mathbf{F}_A + \mathbf{F}_B + \mathbf{F}_C = \{-149.8 \mathbf{k}\} \text{ lb}$$

$$F_R = 150 \text{ lb}$$

$$\alpha = 90^\circ$$

$$\beta = 90^\circ$$

$$\gamma = 180^\circ$$

**Ans.**

**Ans.**

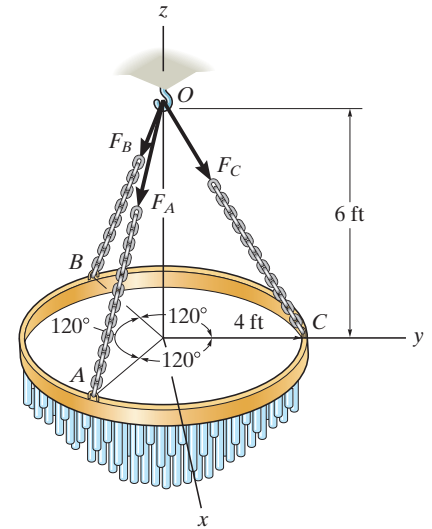
**Ans.**

**Ans.**

**Ans.**

**Ans.**

**Ans.**



**Ans:**

$$\mathbf{F}_A = \{28.8 \mathbf{i} - 16.6 \mathbf{j} - 49.9 \mathbf{k}\} \text{ lb}$$

$$\mathbf{F}_B = \{-28.8 \mathbf{i} - 16.6 \mathbf{j} - 49.9 \mathbf{k}\} \text{ lb}$$

$$\mathbf{F}_C = \{33.3 \mathbf{j} - 49.9 \mathbf{k}\} \text{ lb}$$

$$F_R = 150 \text{ lb}$$

$$\alpha = 90^\circ$$

$$\beta = 90^\circ$$

$$\gamma = 180^\circ$$



**2-109.**

The chandelier is supported by three chains which are concurrent at point  $O$ . If the resultant force at  $O$  has a magnitude of 130 lb and is directed along the negative  $z$  axis, determine the force in each chain.

**SOLUTION**

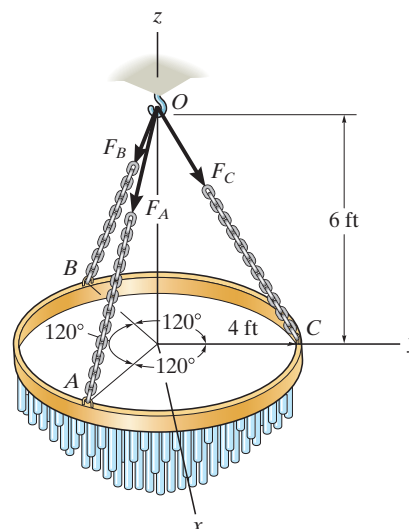
$$\mathbf{F}_C = F \frac{(4\mathbf{j} - 6\mathbf{k})}{\sqrt{4^2 + (-6)^2}} = 0.5547 F\mathbf{j} - 0.8321 F\mathbf{k}$$

$$\mathbf{F}_A = \mathbf{F}_B = \mathbf{F}_C$$

$$F_{Rz} = \Sigma F_z; \quad 130 = 3(0.8321F)$$

$$F = 52.1 \text{ lb}$$

**Ans.**



**Ans:**  
 $F = 52.1 \text{ lb}$

## 2-110.

The window is held open by chain  $AB$ . Determine the length of the chain, and express the 50-lb force acting at  $A$  along the chain as a Cartesian vector and determine its coordinate direction angles.

### SOLUTION

**Unit Vector:** The coordinates of point  $A$  are

$$A(5 \cos 40^\circ, 8, 5 \sin 40^\circ) \text{ ft} = A(3.830, 8.00, 3.214) \text{ ft}$$

Then

$$\mathbf{r}_{AB} = \{(0 - 3.830)\mathbf{i} + (5 - 8.00)\mathbf{j} + (12 - 3.214)\mathbf{k}\} \text{ ft}$$

$$= \{-3.830\mathbf{i} - 3.00\mathbf{j} + 8.786\mathbf{k}\} \text{ ft}$$

$$r_{AB} = \sqrt{(-3.830)^2 + (-3.00)^2 + 8.786^2} = 10.043 \text{ ft} = 10.0 \text{ ft}$$

**Ans.**

$$\mathbf{u}_{AB} = \frac{\mathbf{r}_{AB}}{r_{AB}} = \frac{-3.830\mathbf{i} - 3.00\mathbf{j} + 8.786\mathbf{k}}{10.043}$$

$$= -0.3814\mathbf{i} - 0.2987\mathbf{j} + 0.8748\mathbf{k}$$

**Force Vector:**

$$\mathbf{F} = F\mathbf{u}_{AB} = 50\{-0.3814\mathbf{i} - 0.2987\mathbf{j} + 0.8748\mathbf{k}\} \text{ lb}$$

$$= \{-19.1\mathbf{i} - 14.9\mathbf{j} + 43.7\mathbf{k}\} \text{ lb}$$

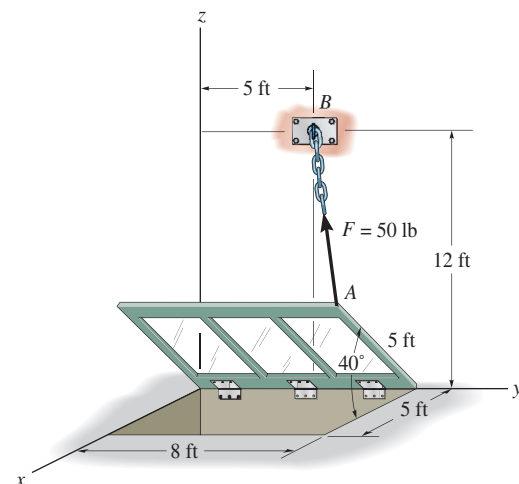
**Ans.**

**Coordinate Direction Angles:** From the unit vector  $\mathbf{u}_{AB}$  obtained above, we have

$$\cos \alpha = -0.3814 \quad \alpha = 112^\circ \quad \text{Ans.}$$

$$\cos \beta = -0.2987 \quad \beta = 107^\circ \quad \text{Ans.}$$

$$\cos \gamma = 0.8748 \quad \gamma = 29.0^\circ \quad \text{Ans.}$$



**Ans:**

$$r_{AB} = 10.0 \text{ ft}$$

$$\mathbf{F} = \{-19.1\mathbf{i} - 14.9\mathbf{j} + 43.7\mathbf{k}\} \text{ lb}$$

$$\alpha = 112^\circ$$

$$\beta = 107^\circ$$

$$\gamma = 29.0^\circ$$

**2-111.**

The window is held open by cable  $AB$ . Determine the length of the cable and express the 30-N force acting at  $A$  along the cable as a Cartesian vector.

**SOLUTION**

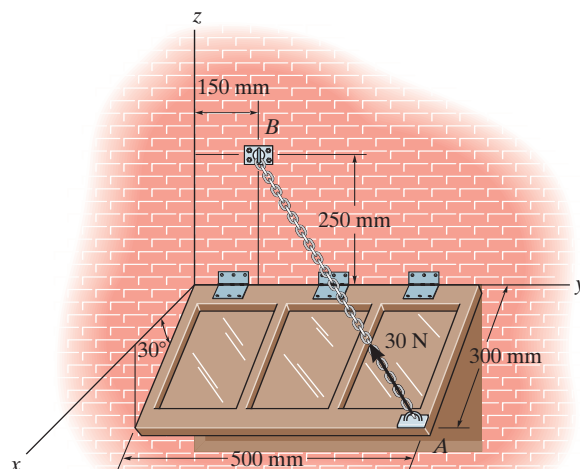
$$\mathbf{r}_{AB} = (0 - 300 \cos 30^\circ)\mathbf{i} + (150 - 500)\mathbf{j} + (250 + 300 \sin 30^\circ)\mathbf{k}$$

$$= -259.81\mathbf{i} - 350\mathbf{j} + 400\mathbf{k}$$

$$r_{AB} = \sqrt{(-259.81)^2 + (-350)^2 + (400)^2} = 591.61$$

$$= 592 \text{ mm}$$

$$\mathbf{F} = 30 \left( \frac{\mathbf{r}_{AB}}{r_{AB}} \right) = \{-13.2\mathbf{i} - 17.7\mathbf{j} + 20.3\mathbf{k}\} \text{ N}$$



**Ans.**

**Ans.**

**Ans:**

$$r_{AB} = 592 \text{ mm}$$

$$\mathbf{F} = \{-13.2\mathbf{i} - 17.7\mathbf{j} + 20.3\mathbf{k}\} \text{ N}$$

**\*2-112.**

Given the three vectors **A**, **B**, and **D**, show that  
 $\mathbf{A} \cdot (\mathbf{B} + \mathbf{D}) = (\mathbf{A} \cdot \mathbf{B}) + (\mathbf{A} \cdot \mathbf{D})$ .

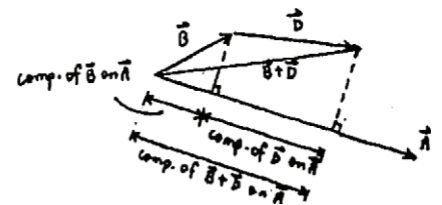
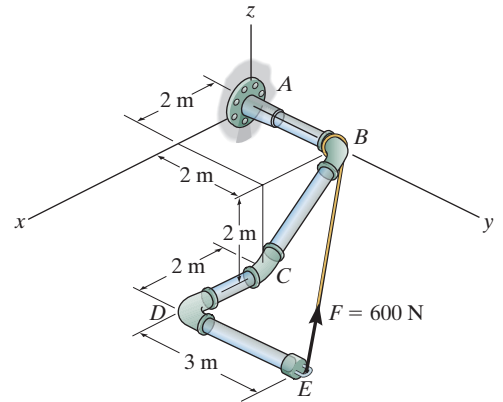
### SOLUTION

Since the component of  $(\mathbf{B} + \mathbf{D})$  is equal to the sum of the components of **B** and **D**, then

$$\mathbf{A} \cdot (\mathbf{B} + \mathbf{D}) = \mathbf{A} \cdot \mathbf{B} + \mathbf{A} \cdot \mathbf{D} \quad (\text{QED})$$

Also,

$$\begin{aligned} \mathbf{A} \cdot (\mathbf{B} + \mathbf{D}) &= (A_x \mathbf{i} + A_y \mathbf{j} + A_z \mathbf{k}) \cdot [(B_x + D_x) \mathbf{i} + (B_y + D_y) \mathbf{j} + (B_z + D_z) \mathbf{k}] \\ &= A_x (B_x + D_x) + A_y (B_y + D_y) + A_z (B_z + D_z) \\ &= (A_x B_x + A_y B_y + A_z B_z) + (A_x D_x + A_y D_y + A_z D_z) \\ &= (\mathbf{A} \cdot \mathbf{B}) + (\mathbf{A} \cdot \mathbf{D}) \quad (\text{QED}) \end{aligned}$$

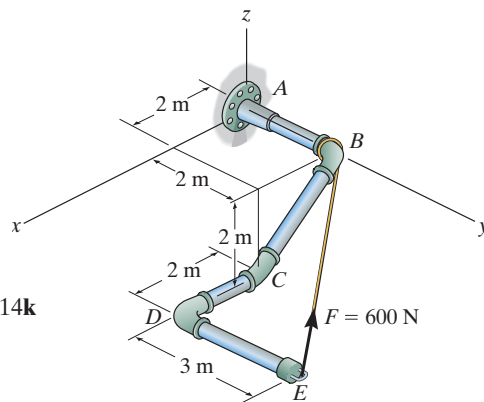


**2-113.**

Determine the magnitudes of the components of  $F = 600 \text{ N}$  acting along and perpendicular to segment  $DE$  of the pipe assembly.

**SOLUTION**

**Unit Vectors:** The unit vectors  $\mathbf{u}_{EB}$  and  $\mathbf{u}_{ED}$  must be determined first. From Fig. *a*,



$$\mathbf{u}_{EB} = \frac{\mathbf{r}_{EB}}{r_{EB}} = \frac{(0 - 4)\mathbf{i} + (2 - 5)\mathbf{j} + [0 - (-2)]\mathbf{k}}{\sqrt{(0 - 4)^2 + (2 - 5)^2 + [0 - (-2)]^2}} = -0.7428\mathbf{i} - 0.5571\mathbf{j} + 0.3714\mathbf{k}$$

$$\mathbf{u}_{ED} = -\mathbf{j}$$

Thus, the force vector  $\mathbf{F}$  is given by

$$\mathbf{F} = F\mathbf{u}_{EB} = 600(-0.7428\mathbf{i} - 0.5571\mathbf{j} + 0.3714\mathbf{k}) = [-445.66\mathbf{i} - 334.25\mathbf{j} + 222.83\mathbf{k}] \text{ N}$$

**Vector Dot Product:** The magnitude of the component of  $\mathbf{F}$  parallel to segment  $DE$  of the pipe assembly is

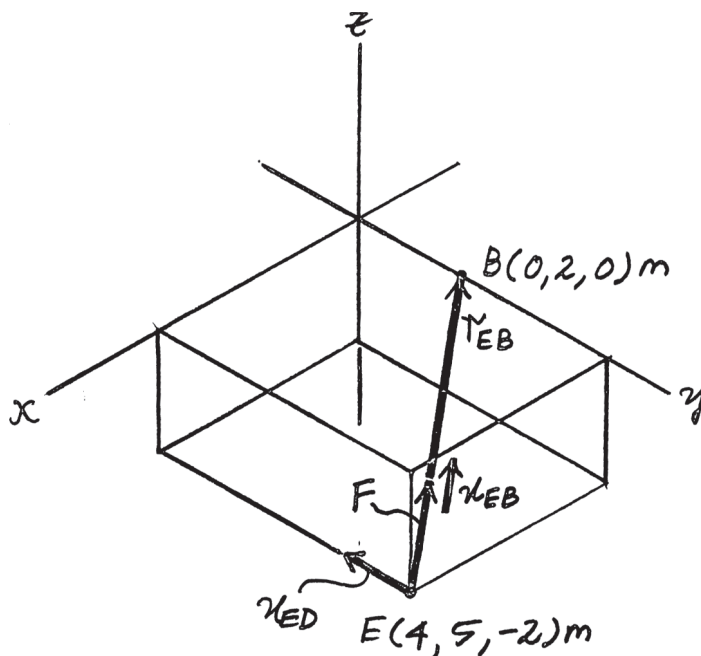
$$\begin{aligned} (F_{ED})_{\text{paral}} &= \mathbf{F} \cdot \mathbf{u}_{ED} = (-445.66\mathbf{i} - 334.25\mathbf{j} + 222.83\mathbf{k}) \cdot (-\mathbf{j}) \\ &= (-445.66)(0) + (-334.25)(-1) + (222.83)(0) \\ &= 334.25 = 334 \text{ N} \end{aligned}$$

**Ans.**

The component of  $\mathbf{F}$  perpendicular to segment  $DE$  of the pipe assembly is

$$(F_{ED})_{\text{per}} = \sqrt{F^2 - (F_{ED})_{\text{paral}}^2} = \sqrt{600^2 - 334.25^2} = 498 \text{ N}$$

**Ans.**



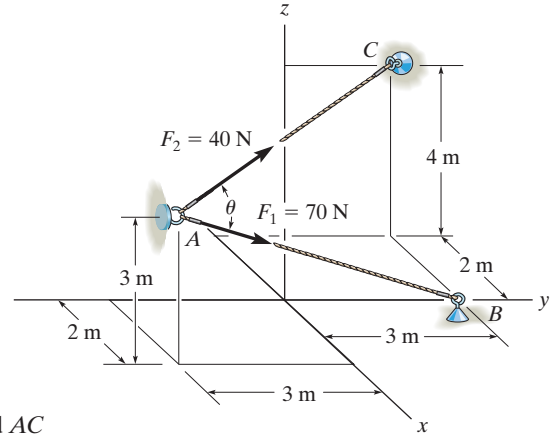
**Ans:**

$$(F_{ED})_{\parallel} = 334 \text{ N}$$

$$(F_{ED})_{\perp} = 498 \text{ N}$$

**2-114.**

Determine the angle  $\theta$  between the two cables.



**SOLUTION**

**Unit Vectors.** Here, the coordinates of points  $A$ ,  $B$  and  $C$  are  $A(2, -3, 3)$  m,  $B(0, 3, 0)$  and  $C(-2, 3, 4)$  m respectively. Thus, the unit vectors along  $AB$  and  $AC$  are

$$\mathbf{u}_{AB} = \frac{(0 - 2)\mathbf{i} + [3 - (-3)]\mathbf{j} + (0 - 3)\mathbf{k}}{\sqrt{(0 - 2)^2 + [3 - (-3)]^2 + (0 - 3)^2}} = -\frac{2}{7}\mathbf{i} + \frac{6}{7}\mathbf{j} - \frac{3}{7}\mathbf{k}$$

$$\mathbf{u}_{AC} = \frac{(-2 - 2)\mathbf{i} + [3 - (-3)]\mathbf{j} + (4 - 3)\mathbf{k}}{\sqrt{(-2 - 2)^2 + [3 - (-3)]^2 + (4 - 3)^2}} = -\frac{4}{\sqrt{53}}\mathbf{i} + \frac{6}{\sqrt{53}}\mathbf{j} + \frac{1}{\sqrt{53}}\mathbf{k}$$

**The Angle  $\theta$  Between  $AB$  and  $AC$ .**

$$\begin{aligned}\mathbf{u}_{AB} \cdot \mathbf{u}_{AC} &= \left(-\frac{2}{7}\mathbf{i} + \frac{6}{7}\mathbf{j} - \frac{3}{7}\mathbf{k}\right) \cdot \left(-\frac{4}{\sqrt{53}}\mathbf{i} + \frac{6}{\sqrt{53}}\mathbf{j} + \frac{1}{\sqrt{53}}\mathbf{k}\right) \\ &= \left(-\frac{2}{7}\right)\left(-\frac{4}{\sqrt{53}}\right) + \frac{6}{7}\left(\frac{6}{\sqrt{53}}\right) + \left(-\frac{3}{7}\right)\left(\frac{1}{\sqrt{53}}\right) \\ &= \frac{41}{7\sqrt{53}}\end{aligned}$$

Then

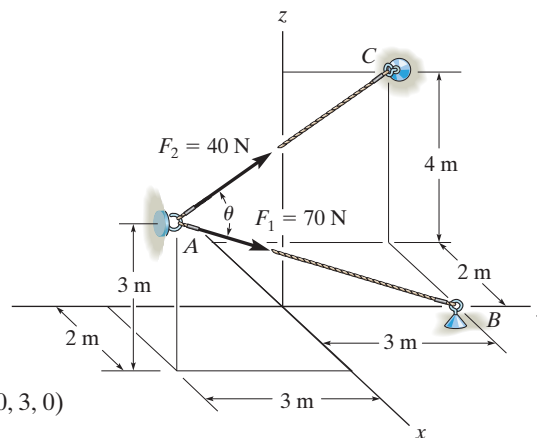
$$\theta = \cos^{-1}(\mathbf{u}_{AB} \cdot \mathbf{u}_{AC}) = \cos^{-1}\left(\frac{41}{7\sqrt{53}}\right) = 36.43^\circ = 36.4^\circ$$

**Ans.**

**Ans:**  
 $\theta = 36.4^\circ$

**2-115.**

Determine the magnitude of the projection of the force  $\mathbf{F}_1$  along cable  $AC$ .



**SOLUTION**

**Unit Vectors.** Here, the coordinates of points  $A$ ,  $B$  and  $C$  are  $A(2, -3, 3)\text{m}$ ,  $B(0, 3, 0)$  and  $C(-2, 3, 4)\text{m}$  respectively. Thus, the unit vectors along  $AB$  and  $AC$  are

$$\mathbf{u}_{AB} = \frac{(0 - 2)\mathbf{i} + [3 - (-3)]\mathbf{j} + (0 - 3)\mathbf{k}}{\sqrt{(0 - 2)^2 + [3 - (-3)]^2 + (0 - 3)^2}} = -\frac{2}{7}\mathbf{i} + \frac{6}{7}\mathbf{j} - \frac{3}{7}\mathbf{k}$$

$$\mathbf{u}_{AC} = \frac{(-2 - 2)\mathbf{i} + [3 - (-3)]\mathbf{j} + (4 - 3)\mathbf{k}}{\sqrt{(-2 - 2)^2 + [3 - (-3)]^2 + (4 - 3)^2}} = -\frac{4}{\sqrt{53}}\mathbf{i} + \frac{6}{\sqrt{53}}\mathbf{j} + \frac{1}{\sqrt{53}}\mathbf{k}$$

**Force Vector,** For  $\mathbf{F}_1$ ,

$$\mathbf{F}_1 = F_1 \mathbf{u}_{AB} = 70 \left( -\frac{2}{7}\mathbf{i} + \frac{6}{7}\mathbf{j} - \frac{3}{7}\mathbf{k} \right) = \{-20\mathbf{i} + 60\mathbf{j} - 30\mathbf{k}\} \text{ N}$$

**Projected Component of  $\mathbf{F}_1$ .** Along  $AC$ , it is

$$\begin{aligned} (F_1)_{AC} &= \mathbf{F}_1 \cdot \mathbf{u}_{AC} = (-20\mathbf{i} + 60\mathbf{j} - 30\mathbf{k}) \cdot \left( -\frac{4}{\sqrt{53}}\mathbf{i} + \frac{6}{\sqrt{53}}\mathbf{j} + \frac{1}{\sqrt{53}}\mathbf{k} \right) \\ &= (-20) \left( -\frac{4}{\sqrt{53}} \right) + 60 \left( \frac{6}{\sqrt{53}} \right) + (-30) \left( \frac{1}{\sqrt{53}} \right) \\ &= 56.32 \text{ N} = 56.3 \text{ N} \end{aligned}$$

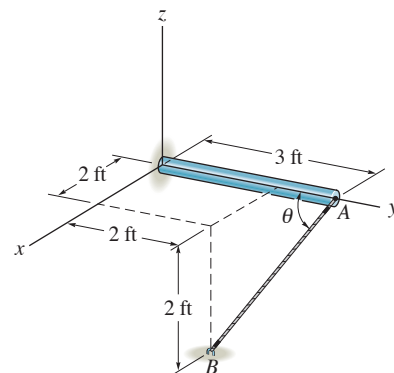
**Ans.**

The positive sign indicates that this component points in the same direction as  $\mathbf{u}_{AC}$ .

**Ans:**  
 $(F_1)_{AC} = 56.3 \text{ N}$

**\*2-116.**

Determine the angle  $\theta$  between the  $y$  axis of the pole and the wire  $AB$ .



## SOLUTION

**Position Vector:**

$$\mathbf{r}_{AC} = \{-3\mathbf{j}\} \text{ ft}$$

$$\begin{aligned}\mathbf{r}_{AB} &= \{(2 - 0)\mathbf{i} + (2 - 3)\mathbf{j} + (-2 - 0)\mathbf{k}\} \text{ ft} \\ &= \{2\mathbf{i} - 1\mathbf{j} - 2\mathbf{k}\} \text{ ft}\end{aligned}$$

The magnitudes of the position vectors are

$$r_{AC} = 3.00 \text{ ft} \quad r_{AB} = \sqrt{2^2 + (-1)^2 + (-2)^2} = 3.00 \text{ ft}$$

**The Angles Between Two Vectors  $\theta$ :** The dot product of two vectors must be determined first.

$$\begin{aligned}\mathbf{r}_{AC} \cdot \mathbf{r}_{AB} &= (-3\mathbf{j}) \cdot (2\mathbf{i} - 1\mathbf{j} - 2\mathbf{k}) \\ &= 0(2) + (-3)(-1) + 0(-2) \\ &= 3\end{aligned}$$

Then,

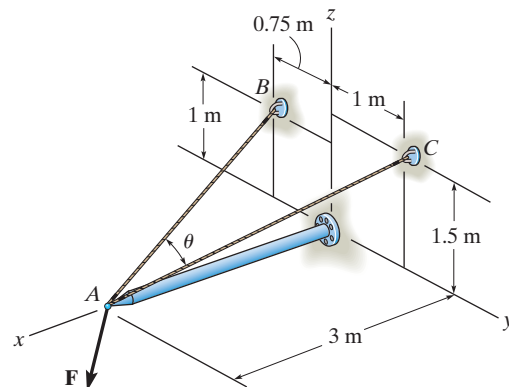
$$\theta = \cos^{-1}\left(\frac{\mathbf{r}_{AO} \cdot \mathbf{r}_{AB}}{r_{AO}r_{AB}}\right) = \cos^{-1}\left[\frac{3}{3.00(3.00)}\right] = 70.5^\circ \quad \text{Ans.}$$

**Ans:**  
 $\theta = 70.5^\circ$



**2-117.**

Determine the magnitudes of the projected components of the force  $\mathbf{F} = [60\mathbf{i} + 12\mathbf{j} - 40\mathbf{k}]$  N along the cables  $AB$  and  $AC$ .



**SOLUTION**

$$\mathbf{F} = \{60\mathbf{i} + 12\mathbf{j} - 40\mathbf{k}\} \text{ N}$$

$$\begin{aligned}\mathbf{u}_{AB} &= \frac{-3\mathbf{i} - 0.75\mathbf{j} + 1\mathbf{k}}{\sqrt{(-3)^2 + (-0.75)^2 + (1)^2}} \\ &= -0.9231\mathbf{i} - 0.2308\mathbf{j} + 0.3077\mathbf{k}\end{aligned}$$

$$\begin{aligned}\mathbf{u}_{AC} &= \frac{-3\mathbf{i} + 1\mathbf{j} + 1.5\mathbf{k}}{\sqrt{(-3)^2 + (1)^2 + (1.5)^2}} \\ &= -0.8571\mathbf{i} + 0.2857\mathbf{j} + 0.4286\mathbf{k}\end{aligned}$$

$$\begin{aligned}\text{Proj } F_{AB} &= \mathbf{F} \cdot \mathbf{u}_{AB} = (60)(-0.9231) + (12)(-0.2308) + (-40)(0.3077) \\ &= -70.46 \text{ N}\end{aligned}$$

$$|\text{Proj } F_{AB}| = 70.5 \text{ N}$$

**Ans.**

$$\begin{aligned}\text{Proj } F_{AC} &= \mathbf{F} \cdot \mathbf{u}_{AC} = (60)(-0.8571) + (12)(0.2857) + (-40)(0.4286) \\ &= -65.14 \text{ N}\end{aligned}$$

$$|\text{Proj } F_{AC}| = 65.1 \text{ N}$$

**Ans.**

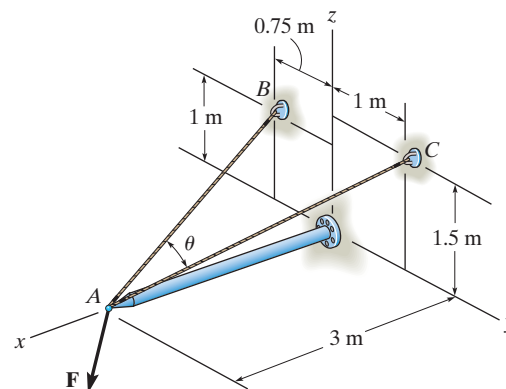
**Ans:**

$$|\text{Proj } F_{AB}| = 70.5 \text{ N}$$

$$|\text{Proj } F_{AC}| = 65.1 \text{ N}$$

**2-118.**

Determine the angle  $\theta$  between cables  $AB$  and  $AC$ .



**SOLUTION**

$$\mathbf{r}_{AB} = \{-3 \mathbf{i} - 0.75 \mathbf{j} + 1 \mathbf{k}\} \text{ m}$$

$$r_{AB} = \sqrt{(-3)^2 + (-0.75)^2 + (1)^2} = 3.25 \text{ m}$$

$$\mathbf{r}_{AC} = \{-3 \mathbf{i} + 1 \mathbf{j} + 1.5 \mathbf{k}\} \text{ m}$$

$$r_{AC} = \sqrt{(-3)^2 + (1)^2 + (1.5)^2} = 3.50 \text{ m}$$

$$\mathbf{r}_{AB} \cdot \mathbf{r}_{AC} = (-3)(-3) + (-0.75)(1) + (1)(1.5) = 9.75$$

$$\theta = \cos^{-1} \left( \frac{\mathbf{r}_{AB} \cdot \mathbf{r}_{AC}}{r_{AB} r_{AC}} \right) = \cos^{-1} \left( \frac{9.75}{(3.25)(3.50)} \right)$$

$$\theta = 31.0^\circ$$

**Ans.**

**Ans:**  
 $\theta = 31.0^\circ$

**2-119.**

A force of  $\mathbf{F} = \{-40\mathbf{k}\}$  lb acts at the end of the pipe. Determine the magnitudes of the components  $\mathbf{F}_1$  and  $\mathbf{F}_2$  which are directed along the pipe's axis and perpendicular to it.

**SOLUTION**

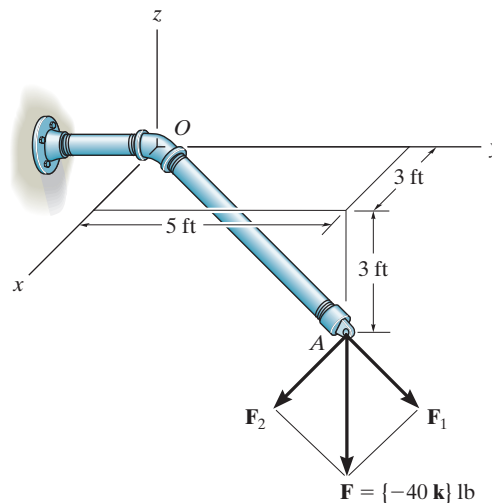
$$\mathbf{u}_{OA} = \frac{3\mathbf{i} + 5\mathbf{j} - 3\mathbf{k}}{\sqrt{3^2 + 5^2 + (-3)^2}} = \frac{3\mathbf{i} + 5\mathbf{j} - 3\mathbf{k}}{\sqrt{43}}$$

$$F_1 = \mathbf{F} \cdot \mathbf{u}_{OA} = (-40\mathbf{k}) \cdot \left( \frac{3\mathbf{i} + 5\mathbf{j} - 3\mathbf{k}}{\sqrt{43}} \right)$$

$$= 18.3 \text{ lb}$$

$$F_2 = \sqrt{F^2 - F_1^2}$$

$$F_2 = \sqrt{40^2 - 18.3^2} = 35.6 \text{ lb}$$



**Ans.**

**Ans.**

**Ans:**

$$F_1 = 18.3 \text{ lb}$$

$$F_2 = 35.6 \text{ lb}$$

**\*2–120.**

Two cables exert forces on the pipe. Determine the magnitude of the projected component of  $\mathbf{F}_1$  along the line of action of  $\mathbf{F}_2$ .

## SOLUTION

**Force Vector:**

$$\begin{aligned}\mathbf{u}_{F_1} &= \cos 30^\circ \sin 30^\circ \mathbf{i} + \cos 30^\circ \cos 30^\circ \mathbf{j} - \sin 30^\circ \mathbf{k} \\ &= 0.4330\mathbf{i} + 0.75\mathbf{j} - 0.5\mathbf{k}\end{aligned}$$

$$\begin{aligned}\mathbf{F}_1 &= F_R \mathbf{u}_{F_1} = 30(0.4330\mathbf{i} + 0.75\mathbf{j} - 0.5\mathbf{k}) \text{ lb} \\ &= \{12.990\mathbf{i} + 22.5\mathbf{j} - 15.0\mathbf{k}\} \text{ lb}\end{aligned}$$

**Unit Vector:** One can obtain the angle  $\alpha = 135^\circ$  for  $\mathbf{F}_2$  using Eq. 2–8.  $\cos^2 \alpha + \cos^2 \beta + \cos^2 \gamma = 1$ , with  $\beta = 60^\circ$  and  $\gamma = 60^\circ$ . The unit vector along the line of action of  $\mathbf{F}_2$  is

$$\mathbf{u}_{F_2} = \cos 135^\circ \mathbf{i} + \cos 60^\circ \mathbf{j} + \cos 60^\circ \mathbf{k} = -0.7071\mathbf{i} + 0.5\mathbf{j} + 0.5\mathbf{k}$$

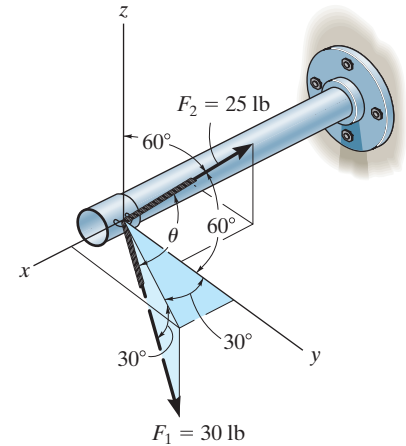
**Projected Component of  $\mathbf{F}_1$  Along the Line of Action of  $\mathbf{F}_2$ :**

$$\begin{aligned}(F_1)_{F_2} &= \mathbf{F}_1 \cdot \mathbf{u}_{F_2} = (12.990\mathbf{i} + 22.5\mathbf{j} - 15.0\mathbf{k}) \cdot (-0.7071\mathbf{i} + 0.5\mathbf{j} + 0.5\mathbf{k}) \\ &= (12.990)(-0.7071) + (22.5)(0.5) + (-15.0)(0.5) \\ &= -5.44 \text{ lb}\end{aligned}$$

Negative sign indicates that the projected component of  $(F_1)_{F_2}$  acts in the opposite sense of direction to that of  $\mathbf{u}_{F_2}$ .

The magnitude is  $(F_1)_{F_2} = 5.44 \text{ lb}$

**Ans.**



**Ans:**

The magnitude is  $(F_1)_{F_2} = 5.44 \text{ lb}$

**2-121.**

Determine the angle  $\theta$  between the two cables attached to the pipe.

**SOLUTION**

**Unit Vectors:**

$$\begin{aligned}\mathbf{u}_{F_1} &= \cos 30^\circ \sin 30^\circ \mathbf{i} + \cos 30^\circ \cos 30^\circ \mathbf{j} - \sin 30^\circ \mathbf{k} \\ &= 0.4330\mathbf{i} + 0.75\mathbf{j} - 0.5\mathbf{k}\end{aligned}$$

$$\begin{aligned}\mathbf{u}_{F_2} &= \cos 135^\circ \mathbf{i} + \cos 60^\circ \mathbf{j} + \cos 60^\circ \mathbf{k} \\ &= -0.7071\mathbf{i} + 0.5\mathbf{j} + 0.5\mathbf{k}\end{aligned}$$

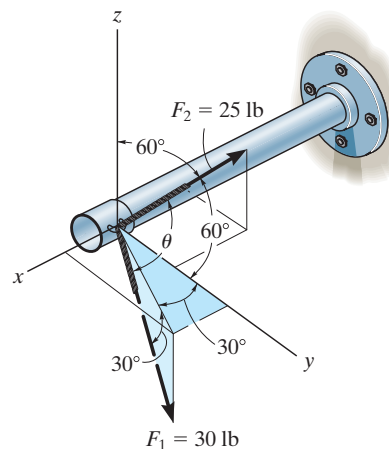
**The Angles Between Two Vectors  $\theta$ :**

$$\begin{aligned}\mathbf{u}_{F_1} \cdot \mathbf{u}_{F_2} &= (0.4330\mathbf{i} + 0.75\mathbf{j} - 0.5\mathbf{k}) \cdot (-0.7071\mathbf{i} + 0.5\mathbf{j} + 0.5\mathbf{k}) \\ &= 0.4330(-0.7071) + 0.75(0.5) + (-0.5)(0.5) \\ &= -0.1812\end{aligned}$$

Then,

$$\theta = \cos^{-1}(\mathbf{u}_{F_1} \cdot \mathbf{u}_{F_2}) = \cos^{-1}(-0.1812) = 100^\circ$$

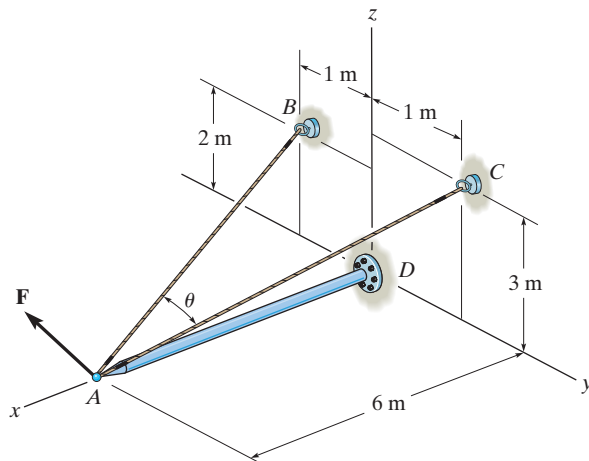
**Ans.**



**Ans:**  
 $\theta = 100^\circ$

**2-122.**

Determine the angle  $\theta$  between the cables  $AB$  and  $AC$ .



**SOLUTION**

**Unit Vectors.** Here, the coordinates of points  $A$ ,  $B$  and  $C$  are  $A(6, 0, 0)$  m,  $B(0, -1, 2)$  m and  $C(0, 1, 3)$  respectively. Thus, the unit vectors along  $AB$  and  $AC$  are

$$\mathbf{u}_{AB} = \frac{(0 - 6)\mathbf{i} + (-1 - 0)\mathbf{j} + (2 - 0)\mathbf{k}}{\sqrt{(0 - 6)^2 + (-1 - 0)^2 + (2 - 0)^2}} = -\frac{6}{\sqrt{41}}\mathbf{i} - \frac{1}{\sqrt{41}}\mathbf{j} + \frac{2}{\sqrt{41}}\mathbf{k}$$

$$\mathbf{u}_{AC} = \frac{(0 - 6)\mathbf{i} + (1 - 0)\mathbf{j} + (3 - 0)\mathbf{k}}{\sqrt{(0 - 6)^2 + (1 - 0)^2 + (3 - 0)^2}} = -\frac{6}{\sqrt{46}}\mathbf{i} + \frac{1}{\sqrt{46}}\mathbf{j} + \frac{3}{\sqrt{46}}\mathbf{k}$$

**The Angle  $\theta$  Between  $AB$  and  $AC$ .**

$$\begin{aligned}\mathbf{u}_{AB} \cdot \mathbf{u}_{AC} &= \left(-\frac{6}{\sqrt{41}}\mathbf{i} - \frac{1}{\sqrt{41}}\mathbf{j} + \frac{2}{\sqrt{41}}\mathbf{k}\right) \cdot \left(-\frac{6}{\sqrt{46}}\mathbf{i} + \frac{1}{\sqrt{46}}\mathbf{j} + \frac{3}{\sqrt{46}}\mathbf{k}\right) \\ &= \left(-\frac{6}{\sqrt{41}}\right)\left(-\frac{6}{\sqrt{46}}\right) + \left(-\frac{1}{\sqrt{41}}\right)\left(\frac{1}{\sqrt{46}}\right) + \frac{2}{\sqrt{41}}\left(\frac{3}{\sqrt{46}}\right) \\ &= \frac{41}{\sqrt{1886}}\end{aligned}$$

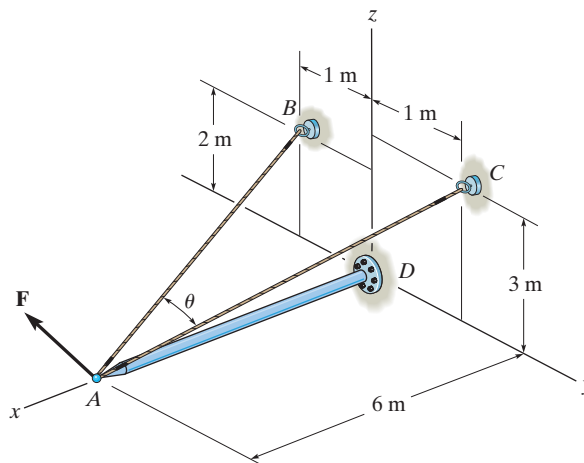
Then

$$\theta = \cos^{-1}(U_{AB} \cdot U_{AC}) = \cos^{-1}\left(\frac{41}{\sqrt{1886}}\right) = 19.24998^\circ = 19.2^\circ \quad \text{Ans.}$$

**Ans:**  
 $\theta = 19.2^\circ$

**2-123.**

Determine the magnitude of the projected component of the force  $\mathbf{F} = \{400\mathbf{i} - 200\mathbf{j} + 500\mathbf{k}\}$  N acting along the cable  $BA$ .



**SOLUTION**

**Unit Vector.** Here, the coordinates of points  $A$  and  $B$  are  $A(6, 0, 0)$  m and  $B(0, -1, 2)$  m respectively. Thus the unit vector along  $BA$  is

$$\mathbf{u}_{BA} = \frac{\mathbf{r}_{BA}}{r_{BA}} = \frac{(6 - 0)\mathbf{i} + [0 - (-1)]\mathbf{j} + (0 - 2)\mathbf{k}}{\sqrt{(6 - 0)^2 + [0 - (-1)]^2 + (0 - 2)^2}} = \frac{6}{\sqrt{41}}\mathbf{i} + \frac{1}{\sqrt{41}}\mathbf{j} - \frac{2}{\sqrt{41}}\mathbf{k}$$

**Projected component of  $\mathbf{F}$ .** Along  $BA$ , it is

$$\begin{aligned} F_{BA} &= \mathbf{F} \cdot \mathbf{u}_{BA} = (400\mathbf{i} - 200\mathbf{j} + 500\mathbf{k}) \cdot \left( \frac{6}{\sqrt{41}}\mathbf{i} + \frac{1}{\sqrt{41}}\mathbf{j} - \frac{2}{\sqrt{41}}\mathbf{k} \right) \\ &= 400 \left( \frac{6}{\sqrt{41}} \right) + (-200) \left( \frac{1}{\sqrt{41}} \right) + 500 \left( -\frac{2}{\sqrt{41}} \right) \\ &= 187.41 \text{ N} = 187 \text{ N} \end{aligned}$$

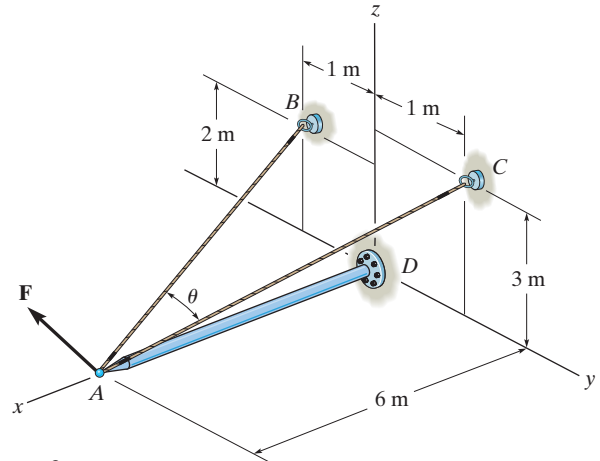
**Ans.**

The positive sign indicates that this component points in the same direction as  $\mathbf{u}_{BA}$ .

**Ans:**  
 $F_{BA} = 187 \text{ N}$

**\*2-124.**

Determine the magnitude of the projected component of the force  $\mathbf{F} = \{400\mathbf{i} - 200\mathbf{j} + 500\mathbf{k}\}$  N acting along the cable  $CA$ .



**SOLUTION**

**Unit Vector.** Here, the coordinates of points  $A$  and  $C$  are  $A(6, 0, 0)$  m and  $C(0, 1, 3)$  m respectively. Thus, the unit vector along  $CA$  is

$$\mathbf{u}_{CA} = \frac{\mathbf{r}_{CA}}{r_{CA}} = \frac{(6 - 0)\mathbf{i} + (0 - 1)\mathbf{j} + (0 - 3)\mathbf{k}}{\sqrt{(6 - 0)^2 + (0 - 1)^2 + (0 - 3)^2}} = \frac{6}{\sqrt{46}}\mathbf{i} - \frac{1}{\sqrt{46}}\mathbf{j} - \frac{3}{\sqrt{46}}\mathbf{k}$$

**Projected component of  $\mathbf{F}$ .** Along  $CA$ , it is

$$\begin{aligned} \mathbf{F}_{CA} &= \mathbf{F} \cdot \mathbf{u}_{CA} = (400\mathbf{i} - 200\mathbf{j} + 500\mathbf{k}) \cdot \left( \frac{6}{\sqrt{46}}\mathbf{i} - \frac{1}{\sqrt{46}}\mathbf{j} - \frac{3}{\sqrt{46}}\mathbf{k} \right) \\ &= 400\left(\frac{6}{\sqrt{46}}\right) + (-200)\left(-\frac{1}{\sqrt{46}}\right) + 500\left(-\frac{3}{\sqrt{46}}\right) \\ &= 162.19 \text{ N} = 162 \text{ N} \end{aligned}$$

**Ans.**

The positive sign indicates that this component points in the same direction as  $\mathbf{u}_{CA}$ .

**Ans:**  
 $F_{CA} = 162 \text{ N}$



2-125.

Determine the magnitude of the projection of force  $F = 600 \text{ N}$  along the  $u$  axis.

## SOLUTION

**Unit Vectors:** The unit vectors  $\mathbf{u}_{OA}$  and  $\mathbf{u}_u$  must be determined first. From Fig. *a*,

$$\mathbf{u}_{OA} = \frac{\mathbf{r}_{OA}}{r_{OA}} = \frac{(-2 - 0)\mathbf{i} + (4 - 0)\mathbf{j} + (4 - 0)\mathbf{k}}{\sqrt{(-2 - 0)^2 + (4 - 0)^2 + (4 - 0)^2}} = -\frac{1}{3}\mathbf{i} + \frac{2}{3}\mathbf{j} + \frac{2}{3}\mathbf{k}$$

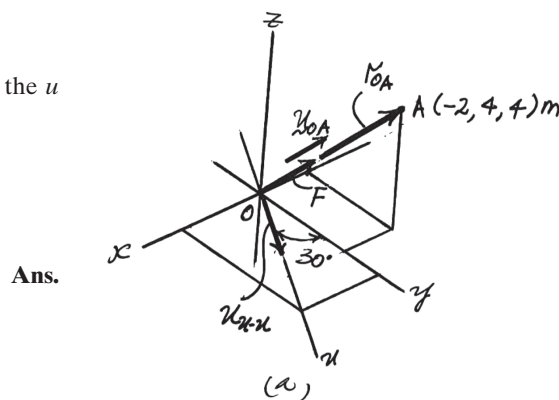
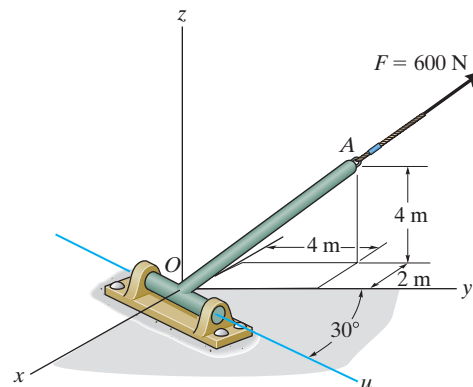
$$\mathbf{u}_u = \sin 30^\circ \mathbf{i} + \cos 30^\circ \mathbf{j}$$

Thus, the force vectors  $\mathbf{F}$  is given by

$$\mathbf{F} = F \mathbf{u}_{OA} = 600 \left( -\frac{1}{3}\mathbf{i} + \frac{2}{3}\mathbf{j} + \frac{2}{3}\mathbf{k} \right) = \{-200\mathbf{i} + 400\mathbf{j} + 400\mathbf{k}\} \text{ N}$$

**Vector Dot Product:** The magnitude of the projected component of  $\mathbf{F}$  along the  $u$  axis is

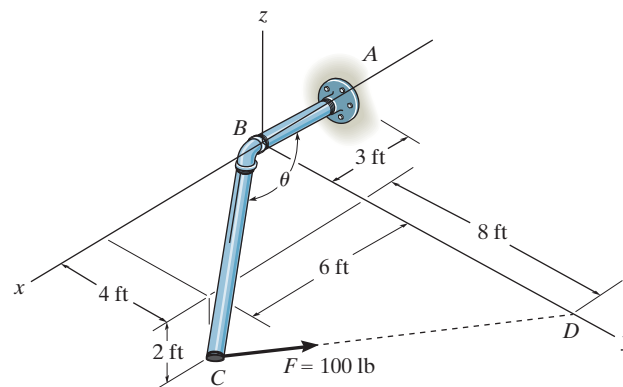
$$\begin{aligned} \mathbf{F}_u &= \mathbf{F} \cdot \mathbf{u}_u = (-200\mathbf{i} + 400\mathbf{j} + 400\mathbf{k}) \cdot (\sin 30^\circ \mathbf{i} + \cos 30^\circ \mathbf{j}) \\ &= (-200)(\sin 30^\circ) + 400(\cos 30^\circ) + 400(0) \\ &= 246 \text{ N} \end{aligned}$$



**Ans:**  
 $F_u = 246 \text{ N}$

**2-126.**

Determine the magnitude of the projected component of the 100-lb force acting along the axis  $BC$  of the pipe.



**SOLUTION**

$$\vec{r}_{BC} = \{6\hat{i} + 4\hat{j} - 2\hat{k}\} \text{ ft}$$

$$\vec{F} = 100 \frac{\{-6\hat{i} + 8\hat{j} + 2\hat{k}\}}{\sqrt{(-6)^2 + 8^2 + 2^2}}$$

$$= \{-58.83\hat{i} + 78.45\hat{j} + 19.61\hat{k}\} \text{ lb}$$

$$F_p = \vec{F} \cdot \vec{\mu}_{BC} = \vec{F} \cdot \frac{\vec{r}_{BC}}{|\vec{r}_{BC}|} = \frac{-78.45}{7.483} = -10.48$$

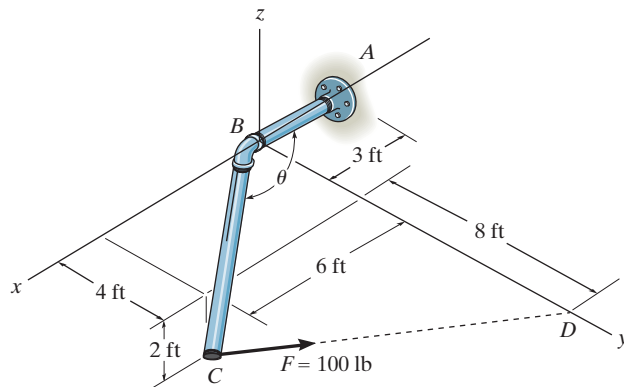
$$F_p = 10.5 \text{ lb}$$

**Ans.**

**Ans:**  
 $F_p = 10.5 \text{ lb}$

**2-127.**

Determine the angle  $\theta$  between pipe segments  $BA$  and  $BC$ .



**SOLUTION**

$$\vec{\gamma}_{BC} = \{6\hat{i} + 4\hat{j} - 2\hat{k}\} \text{ ft}$$

$$\vec{\gamma}_{BA} = \{-3\hat{i}\} \text{ ft}$$

$$\theta = \cos^{-1} \left( \frac{\vec{\gamma}_{BC} \cdot \vec{\gamma}_{BA}}{|\vec{\gamma}_{BC}| |\vec{\gamma}_{BA}|} \right) = \cos^{-1} \left( \frac{-18}{22.45} \right)$$

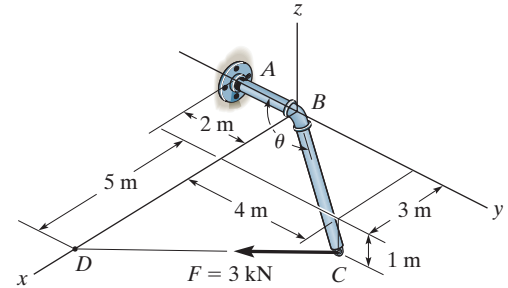
$$\theta = 143^\circ$$

**Ans.**

**Ans:**  
 $\theta = 142^\circ$

**\*2-128.**

Determine the angle  $\theta$  between  $BA$  and  $BC$ .



## SOLUTION

**Unit Vectors.** Here, the coordinates of points  $A$ ,  $B$  and  $C$  are  $A(0, -2, 0)$  m,  $B(0, 0, 0)$  m and  $C(3, 4, -1)$  m respectively. Thus, the unit vectors along  $BA$  and  $BC$  are

$$\mathbf{u}_{BA} = -\mathbf{j} \quad \mathbf{u}_{BC} = \frac{(3-0)\mathbf{i} + (4-0)\mathbf{j} + (-1-0)\mathbf{k}}{\sqrt{(3-0)^2 + (4-0)^2 + (-1-0)^2}} = \frac{3}{\sqrt{26}}\mathbf{i} + \frac{4}{\sqrt{26}}\mathbf{j} - \frac{1}{\sqrt{26}}\mathbf{k}$$

**The Angle  $\theta$  Between  $BA$  and  $BC$ .**

$$\begin{aligned} \mathbf{u}_{BA} \cdot \mathbf{u}_{BC} &= (-\mathbf{j}) \cdot \left( \frac{3}{\sqrt{26}}\mathbf{i} + \frac{4}{\sqrt{26}}\mathbf{j} - \frac{1}{\sqrt{26}}\mathbf{k} \right) \\ &= (-1) \left( \frac{4}{\sqrt{26}} \right) = -\frac{4}{\sqrt{26}} \end{aligned}$$

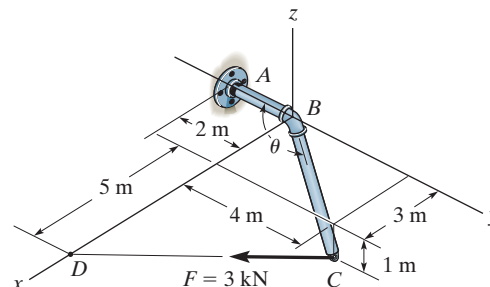
Then

$$\theta = \cos^{-1}(\mathbf{u}_{BA} \cdot \mathbf{u}_{BC}) = \cos^{-1}\left(-\frac{4}{\sqrt{26}}\right) = 141.67^\circ = 142^\circ \quad \text{Ans.}$$

**Ans:**  
 $\theta = 142^\circ$

**2-129.**

Determine the magnitude of the projected component of the 3 kN force acting along the axis  $BC$  of the pipe.



**SOLUTION**

**Unit Vectors.** Here, the coordinates of points  $B$ ,  $C$  and  $D$  are  $B(0, 0, 0)$  m,  $C(3, 4, -1)$  m and  $D(8, 0, 0)$ . Thus the unit vectors along  $BC$  and  $CD$  are

$$\mathbf{u}_{BC} = \frac{(3 - 0)\mathbf{i} + (4 - 0)\mathbf{j} + (-1 - 0)\mathbf{k}}{\sqrt{(3 - 0)^2 + (4 - 0)^2 + (-1 - 0)^2}} = \frac{3}{\sqrt{26}}\mathbf{i} + \frac{4}{\sqrt{26}}\mathbf{j} - \frac{1}{\sqrt{26}}\mathbf{k}$$

$$\mathbf{u}_{CD} = \frac{(8 - 3)\mathbf{i} + (0 - 4)\mathbf{j} + [0 - (-1)]\mathbf{k}}{\sqrt{(8 - 3)^2 + (0 - 4)^2 + [0 - (-1)]^2}} = \frac{5}{\sqrt{42}}\mathbf{i} - \frac{4}{\sqrt{42}}\mathbf{j} + \frac{1}{\sqrt{42}}\mathbf{k}$$

**Force Vector.** For  $\mathbf{F}$ ,

$$\begin{aligned}\mathbf{F} &= F\mathbf{u}_{CD} = 3\left(\frac{5}{\sqrt{42}}\mathbf{i} - \frac{4}{\sqrt{42}}\mathbf{j} + \frac{1}{\sqrt{42}}\mathbf{k}\right) \\ &= \left(\frac{15}{\sqrt{42}}\mathbf{i} - \frac{12}{\sqrt{42}}\mathbf{j} + \frac{3}{\sqrt{42}}\mathbf{k}\right) \text{ kN}\end{aligned}$$

**Projected Component of  $\mathbf{F}$ .** Along  $BC$ , it is

$$\begin{aligned}|(F_{BC})| &= |\mathbf{F} \cdot \mathbf{u}_{BC}| = \left|\left(\frac{15}{\sqrt{42}}\mathbf{i} - \frac{12}{\sqrt{42}}\mathbf{j} + \frac{3}{\sqrt{42}}\mathbf{k}\right) \cdot \left(\frac{3}{\sqrt{26}}\mathbf{i} + \frac{4}{\sqrt{26}}\mathbf{j} - \frac{1}{\sqrt{26}}\mathbf{k}\right)\right| \\ &= \left|\left(\frac{15}{\sqrt{42}}\right)\left(\frac{3}{\sqrt{26}}\right) + \left(-\frac{12}{\sqrt{42}}\right)\left(\frac{4}{\sqrt{26}}\right) + \frac{3}{\sqrt{42}}\left(-\frac{1}{\sqrt{26}}\right)\right| \\ &= \left|-\frac{6}{\sqrt{1092}}\right| = |-0.1816 \text{ kN}| = 0.182 \text{ kN} \quad \text{Ans.}\end{aligned}$$

The negative signs indicate that this component points in the direction opposite to that of  $\mathbf{u}_{BC}$ .

**Ans:**  
0.182 kN

**2-130.**

Determine the angles  $\theta$  and  $\phi$  made between the axes  $OA$  of the flag pole and  $AB$  and  $AC$ , respectively, of each cable.

**SOLUTION**

$$\mathbf{r}_{AC} = \{-2\mathbf{i} - 4\mathbf{j} + 1\mathbf{k}\} \text{ m}; \quad r_{AC} = 4.58 \text{ m}$$

$$\mathbf{r}_{AB} = \{1.5\mathbf{i} - 4\mathbf{j} + 3\mathbf{k}\} \text{ m}; \quad r_{AB} = 5.22 \text{ m}$$

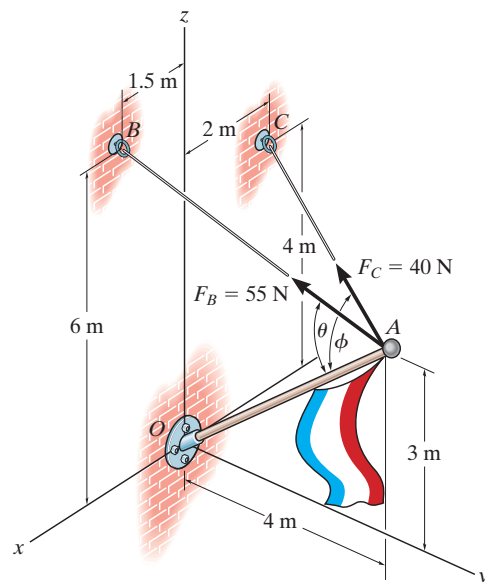
$$\mathbf{r}_{AO} = \{-4\mathbf{j} - 3\mathbf{k}\} \text{ m}; \quad r_{AO} = 5.00 \text{ m}$$

$$\mathbf{r}_{AB} \cdot \mathbf{r}_{AO} = (1.5)(0) + (-4)(-4) + (3)(-3) = 7$$

$$\begin{aligned} \theta &= \cos^{-1} \left( \frac{\mathbf{r}_{AB} \cdot \mathbf{r}_{AO}}{r_{AB} r_{AO}} \right) \\ &= \cos^{-1} \left( \frac{7}{5.22(5.00)} \right) = 74.4^\circ \end{aligned}$$

$$\mathbf{r}_{AC} \cdot \mathbf{r}_{AO} = (-2)(0) + (-4)(-4) + (1)(-3) = 13$$

$$\begin{aligned} \phi &= \cos^{-1} \left( \frac{\mathbf{r}_{AC} \cdot \mathbf{r}_{AO}}{r_{AC} r_{AO}} \right) \\ &= \cos^{-1} \left( \frac{13}{4.58(5.00)} \right) = 55.4^\circ \end{aligned}$$



**Ans.**

**Ans.**

**Ans:**  
 $\theta = 74.4^\circ$   
 $\phi = 55.4^\circ$

**2-131.**

Determine the magnitudes of the components of  $\mathbf{F}$  acting along and perpendicular to segment  $BC$  of the pipe assembly.

**SOLUTION**

**Unit Vector:** The unit vector  $\mathbf{u}_{CB}$  must be determined first. From Fig. *a*

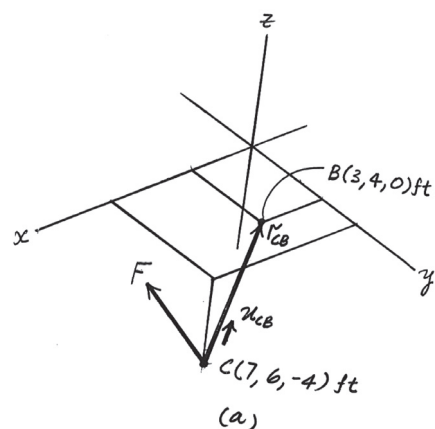
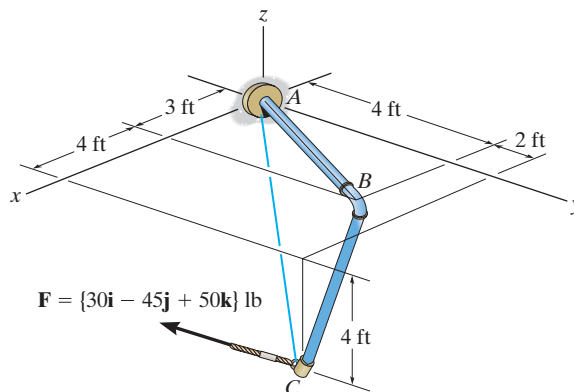
$$\mathbf{u}_{CB} = \frac{\mathbf{r}_{CB}}{r_{CB}} = \frac{(3-7)\mathbf{i} + (4-6)\mathbf{j} + [0-(-4)]\mathbf{k}}{\sqrt{(3-7)^2 + (4-6)^2 + [0-(-4)]^2}} = -\frac{2}{3}\mathbf{i} - \frac{1}{3}\mathbf{j} + \frac{2}{3}\mathbf{k}$$

**Vector Dot Product:** The magnitude of the projected component of  $\mathbf{F}$  parallel to segment  $BC$  of the pipe assembly is

$$\begin{aligned} (F_{BC})_{pa} &= \mathbf{F} \cdot \mathbf{u}_{CB} = (30\mathbf{i} - 45\mathbf{j} + 50\mathbf{k}) \cdot \left(-\frac{2}{3}\mathbf{i} - \frac{1}{3}\mathbf{j} + \frac{2}{3}\mathbf{k}\right) \\ &= (30)\left(-\frac{2}{3}\right) + (-45)\left(-\frac{1}{3}\right) + 50\left(\frac{2}{3}\right) \\ &= 28.33 \text{ lb} = 28.3 \text{ lb} \end{aligned}$$

The magnitude of  $\mathbf{F}$  is  $F = \sqrt{30^2 + (-45)^2 + 50^2} = \sqrt{5425} \text{ lb}$ . Thus, the magnitude of the component of  $\mathbf{F}$  perpendicular to segment  $BC$  of the pipe assembly can be determined from

$$(F_{BC})_{pr} = \sqrt{F^2 - (F_{BC})_{pa}^2} = \sqrt{5425 - 28.33^2} = 68.0 \text{ lb}$$



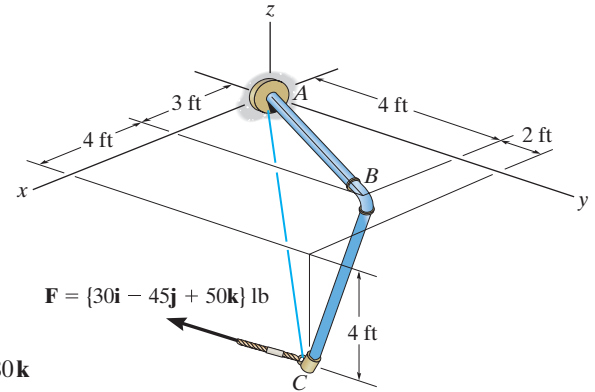
**Ans.**

**Ans.**

**Ans:**  
 $(F_{BC})_{||} = 28.3 \text{ lb}$   
 $(F_{BC})_{\perp} = 68.0 \text{ lb}$

**\*2-132.**

Determine the magnitude of the projected component of  $\mathbf{F}$  along  $AC$ . Express this component as a Cartesian vector.



**SOLUTION**

**Unit Vector:** The unit vector  $\mathbf{u}_{AC}$  must be determined first. From Fig. *a*

$$\mathbf{u}_{AC} = \frac{(7 - 0)\mathbf{i} + (6 - 0)\mathbf{j} + (-4 - 0)\mathbf{k}}{\sqrt{(7 - 0)^2 + (6 - 0)^2 + (-4 - 0)^2}} = 0.6965\mathbf{i} + 0.5970\mathbf{j} - 0.3980\mathbf{k}$$

**Vector Dot Product:** The magnitude of the projected component of  $\mathbf{F}$  along line  $AC$  is

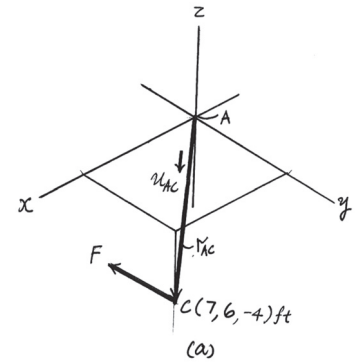
$$\begin{aligned} F_{AC} &= \mathbf{F} \cdot \mathbf{u}_{AC} = (30\mathbf{i} - 45\mathbf{j} + 50\mathbf{k}) \cdot (0.6965\mathbf{i} + 0.5970\mathbf{j} - 0.3980\mathbf{k}) \\ &= (30)(0.6965) + (-45)(0.5970) + 50(-0.3980) \\ &= 25.87 \text{ lb} \end{aligned}$$

Thus,  $\mathbf{F}_{AC}$  expressed in Cartesian vector form is

$$\begin{aligned} \mathbf{F}_{AC} &= F_{AC} \mathbf{u}_{AC} = 25.87(0.6965\mathbf{i} + 0.5970\mathbf{j} - 0.3980\mathbf{k}) \\ &= \{-18.0\mathbf{i} - 15.4\mathbf{j} + 10.3\mathbf{k}\} \text{ lb} \end{aligned}$$

**Ans.**

**Ans.**



**Ans:**

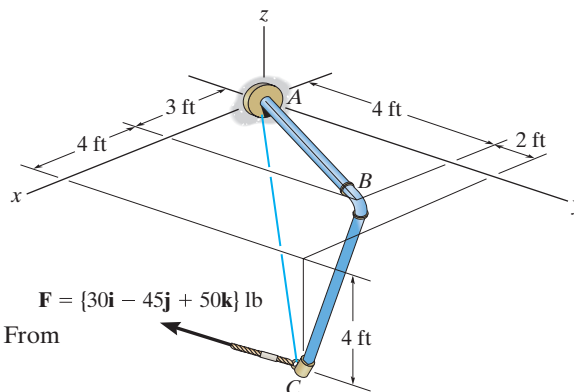
$$F_{AC} = 25.87 \text{ lb}$$

$$\mathbf{F}_{AC} = \{-18.0\mathbf{i} - 15.4\mathbf{j} + 10.3\mathbf{k}\} \text{ lb}$$



2-133.

Determine the angle  $\theta$  between the pipe segments  $BA$  and  $BC$ .



## SOLUTION

**Position Vectors:** The position vectors  $\mathbf{r}_{BA}$  and  $\mathbf{r}_{BC}$  must be determined first. From Fig. *a*,

$$\mathbf{r}_{BA} = (0 - 3)\mathbf{i} + (0 - 4)\mathbf{j} + (0 - 0)\mathbf{k} = \{-3\mathbf{i} - 4\mathbf{j}\} \text{ ft}$$

$$\mathbf{r}_{BC} = (7 - 3)\mathbf{i} + (6 - 4)\mathbf{j} + (-4 - 0)\mathbf{k} = \{4\mathbf{i} + 2\mathbf{j} - 4\mathbf{k}\} \text{ ft}$$

The magnitude of  $\mathbf{r}_{BA}$  and  $\mathbf{r}_{BC}$  are

$$r_{BA} = \sqrt{(-3)^2 + (-4)^2} = 5 \text{ ft}$$

$$r_{BC} = \sqrt{4^2 + 2^2 + (-4)^2} = 6 \text{ ft}$$

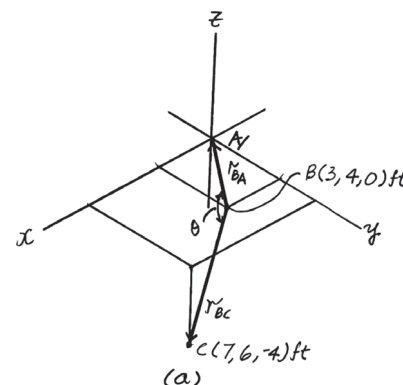
**Vector Dot Product:**

$$\begin{aligned} \mathbf{r}_{BA} \cdot \mathbf{r}_{BC} &= (-3\mathbf{i} - 4\mathbf{j}) \cdot (4\mathbf{i} + 2\mathbf{j} - 4\mathbf{k}) \\ &= (-3)(4) + (-4)(2) + 0(-4) \\ &= -20 \text{ ft}^2 \end{aligned}$$

Thus,

$$\theta = \cos^{-1} \left( \frac{\mathbf{r}_{BA} \cdot \mathbf{r}_{BC}}{r_{BA} r_{BC}} \right) = \cos^{-1} \left[ \frac{-20}{5(6)} \right] = 132^\circ$$

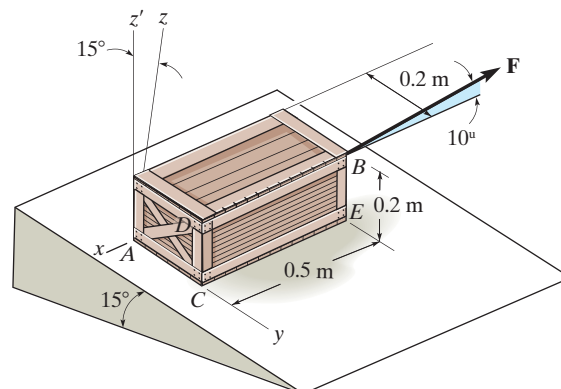
**Ans.**



**Ans:**  
 $\theta = 132^\circ$

**2-134.**

If the force  $F = 100$  N lies in the plane  $DBEC$ , which is parallel to the  $x$ - $z$  plane, and makes an angle of  $10^\circ$  with the extended line  $DB$  as shown, determine the angle that  $\mathbf{F}$  makes with the diagonal  $AB$  of the crate.



**SOLUTION**

Use the  $x, y, z$  axes.

$$\mathbf{u}_{AB} = \left( \frac{-0.5\mathbf{i} + 0.2\mathbf{j} + 0.2\mathbf{k}}{0.57446} \right)$$

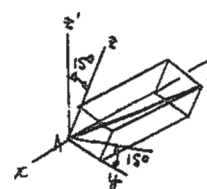
$$= -0.8704\mathbf{i} + 0.3482\mathbf{j} + 0.3482\mathbf{k}$$

$$\mathbf{F} = -100 \cos 10^\circ \mathbf{i} + 100 \sin 10^\circ \mathbf{k}$$

$$\theta = \cos^{-1} \left( \frac{\mathbf{F} \cdot \mathbf{u}_{AB}}{F u_{AB}} \right)$$

$$= \cos^{-1} \left( \frac{-100 (\cos 10^\circ)(-0.8704) + 0 + 100 \sin 10^\circ (0.3482)}{100(1)} \right)$$

$$= \cos^{-1} (0.9176) = 23.4^\circ$$



**Ans.**

**Ans:**  
 $\theta = 23.4^\circ$

2-135.

Determine the magnitudes of the components of force  $F = 90$  lb acting parallel and perpendicular to diagonal  $AB$  of the crate.

SOLUTION

**Force and Unit Vector:** The force vector  $\mathbf{F}$  and unit vector  $\mathbf{u}_{AB}$  must be determined first. From Fig. *a*

$$\mathbf{F} = 90(-\cos 60^\circ \sin 45^\circ \mathbf{i} + \cos 60^\circ \cos 45^\circ \mathbf{j} + \sin 60^\circ \mathbf{k})$$

$$= \{-31.82\mathbf{i} + 31.82\mathbf{j} + 77.94\mathbf{k}\} \text{ lb}$$

$$\mathbf{u}_{AB} = \frac{\mathbf{r}_{AB}}{r_{AB}} = \frac{(0 - 1.5)\mathbf{i} + (3 - 0)\mathbf{j} + (1 - 0)\mathbf{k}}{\sqrt{(0 - 1.5)^2 + (3 - 0)^2 + (1 - 0)^2}} = -\frac{3}{7}\mathbf{i} + \frac{6}{7}\mathbf{j} + \frac{2}{7}\mathbf{k}$$

**Vector Dot Product:** The magnitude of the projected component of  $\mathbf{F}$  parallel to the diagonal  $AB$  is

$$[(F)_{AB}]_{\text{pa}} = \mathbf{F} \cdot \mathbf{u}_{AB} = (-31.82\mathbf{i} + 31.82\mathbf{j} + 77.94\mathbf{k}) \cdot \left(-\frac{3}{7}\mathbf{i} + \frac{6}{7}\mathbf{j} + \frac{2}{7}\mathbf{k}\right)$$

$$= (-31.82)\left(-\frac{3}{7}\right) + 31.82\left(\frac{6}{7}\right) + 77.94\left(\frac{2}{7}\right)$$

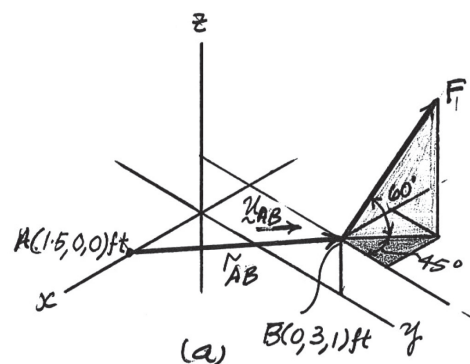
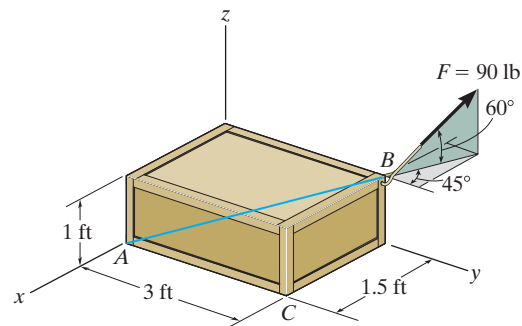
$$= 63.18 \text{ lb} = 63.2 \text{ lb}$$

Ans.

The magnitude of the component  $\mathbf{F}$  perpendicular to the diagonal  $AB$  is

$$[(F)_{AB}]_{\text{pr}} = \sqrt{F^2 - [(F)_{AB}]_{\text{pa}}^2} = \sqrt{90^2 - 63.18^2} = 64.1 \text{ lb}$$

Ans.



Ans:

$$[(F)_{AB}]_{\parallel} = 63.2 \text{ lb}$$

$$[(F)_{AB}]_{\perp} = 64.1 \text{ lb}$$

**\*2-136.**

Determine the magnitudes of the projected components of the force  $F = 300$  N acting along the  $x$  and  $y$  axes.

**SOLUTION**

**Force Vector:** The force vector  $\mathbf{F}$  must be determined first. From Fig. *a*,

$$\begin{aligned}\mathbf{F} &= -300 \sin 30^\circ \sin 30^\circ \mathbf{i} + 300 \cos 30^\circ \mathbf{j} + 300 \sin 30^\circ \cos 30^\circ \mathbf{k} \\ &= [-75\mathbf{i} + 259.81\mathbf{j} + 129.90\mathbf{k}] \text{ N}\end{aligned}$$

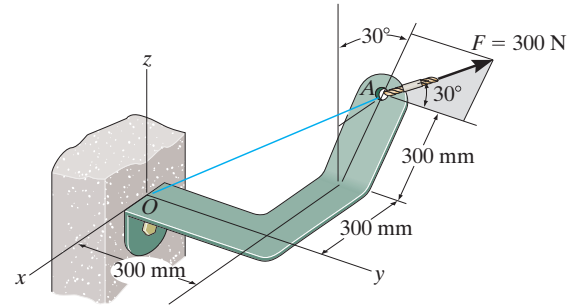
**Vector Dot Product:** The magnitudes of the projected component of  $\mathbf{F}$  along the  $x$  and  $y$  axes are

$$\begin{aligned}F_x &= \mathbf{F} \cdot \mathbf{i} = (-75\mathbf{i} + 259.81\mathbf{j} + 129.90\mathbf{k}) \cdot \mathbf{i} \\ &= -75(1) + 259.81(0) + 129.90(0) \\ &= -75 \text{ N}\end{aligned}$$

$$\begin{aligned}F_y &= \mathbf{F} \cdot \mathbf{j} = (-75\mathbf{i} + 259.81\mathbf{j} + 129.90\mathbf{k}) \cdot \mathbf{j} \\ &= -75(0) + 259.81(1) + 129.90(0) \\ &= 260 \text{ N}\end{aligned}$$

The negative sign indicates that  $\mathbf{F}_x$  is directed towards the negative  $x$  axis. Thus

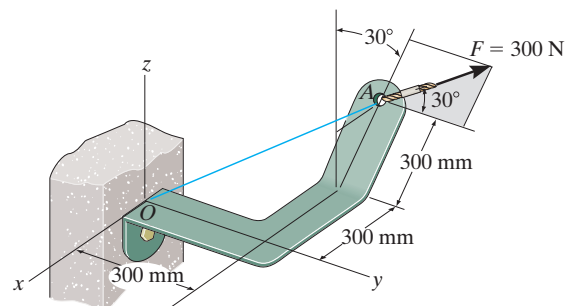
$$F_x = 75 \text{ N}, \quad F_y = 260 \text{ N} \quad \textbf{Ans.}$$



**Ans:**  
 $F_x = 75 \text{ N}$   
 $F_y = 260 \text{ N}$

2-137.

Determine the magnitude of the projected component of the force  $F = 300$  N acting along line  $OA$ .



**SOLUTION**

**Force and Unit Vector:** The force vector  $\mathbf{F}$  and unit vector  $\mathbf{u}_{OA}$  must be determined first. From Fig. a

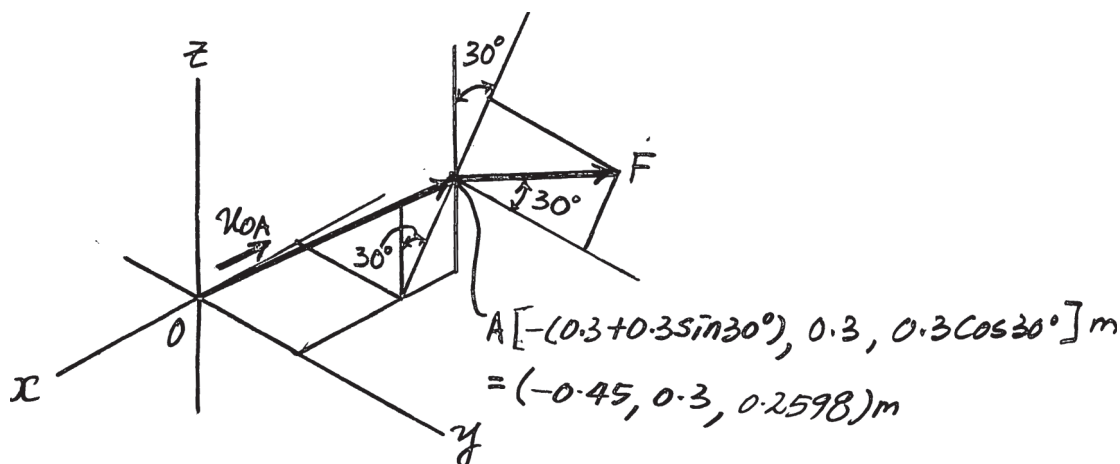
$$\begin{aligned}\mathbf{F} &= (-300 \sin 30^\circ \sin 30^\circ \mathbf{i} + 300 \cos 30^\circ \mathbf{j} + 300 \sin 30^\circ \cos 30^\circ \mathbf{k}) \\ &= \{-75\mathbf{i} + 259.81\mathbf{j} + 129.90\mathbf{k}\} \text{ N}\end{aligned}$$

$$\mathbf{u}_{OA} = \frac{\mathbf{r}_{OA}}{r_{OA}} = \frac{(-0.45 - 0)\mathbf{i} + (0.3 - 0)\mathbf{j} + (0.2598 - 0)\mathbf{k}}{\sqrt{(-0.45 - 0)^2 + (0.3 - 0)^2 + (0.2598 - 0)^2}} = -0.75\mathbf{i} + 0.5\mathbf{j} + 0.4330\mathbf{k}$$

**Vector Dot Product:** The magnitude of the projected component of  $\mathbf{F}$  along line  $OA$  is

$$\begin{aligned}F_{OA} &= \mathbf{F} \cdot \mathbf{u}_{OA} = (-75\mathbf{i} + 259.81\mathbf{j} + 129.90\mathbf{k}) \cdot (-0.75\mathbf{i} + 0.5\mathbf{j} + 0.4330\mathbf{k}) \\ &= (-75)(-0.75) + 259.81(0.5) + 129.90(0.4330) \\ &= 242 \text{ N}\end{aligned}$$

**Ans.**



**Ans:**

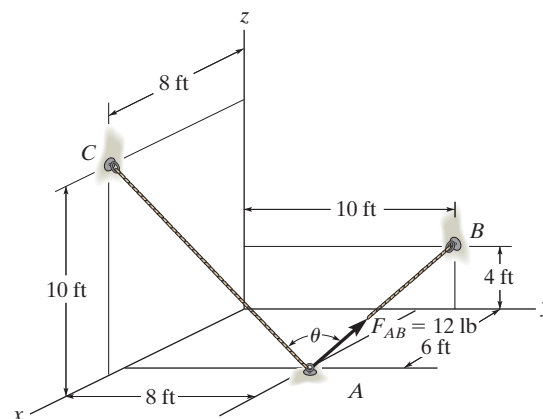
$$F_{OA} = 242 \text{ N}$$

**2-138.**

Determine the angle  $\theta$  between the two cables.

**SOLUTION**

$$\begin{aligned}\theta &= \cos^{-1} \left( \frac{\mathbf{r}_{AC} \cdot \mathbf{r}_{AB}}{r_{AC} r_{AB}} \right) \\ &= \cos^{-1} \left[ \frac{(2\mathbf{i} - 8\mathbf{j} + 10\mathbf{k}) \cdot (-6\mathbf{i} + 2\mathbf{j} + 4\mathbf{k})}{\sqrt{2^2 + (-8)^2 + 10^2} \sqrt{(-6)^2 + 2^2 + 4^2}} \right] \\ &= \cos^{-1} \left( \frac{12}{96.99} \right) \\ \theta &= 82.9^\circ\end{aligned}$$

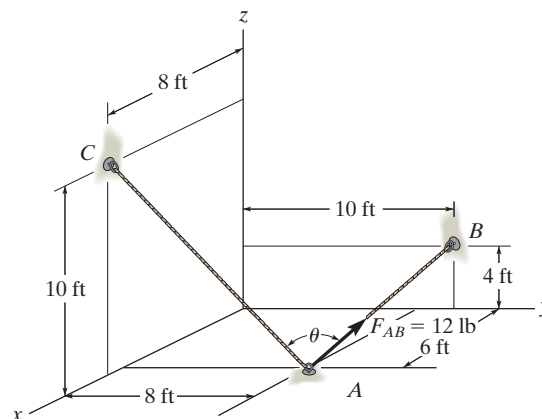


**Ans.**

**Ans:**  
 $\theta = 82.9^\circ$

**2-139.**

Determine the projected component of the force  $F = 12$  lb acting in the direction of cable  $AC$ . Express the result as a Cartesian vector.



**SOLUTION**

$$\mathbf{r}_{AC} = \{2 \mathbf{i} - 8 \mathbf{j} + 10 \mathbf{k}\} \text{ ft}$$

$$\mathbf{r}_{AB} = \{-6 \mathbf{i} + 2 \mathbf{j} + 4 \mathbf{k}\} \text{ ft}$$

$$\mathbf{F}_{AB} = 12 \left( \frac{\mathbf{r}_{AB}}{r_{AB}} \right) = 12 \left( -\frac{6}{7.483} \mathbf{i} + \frac{2}{7.483} \mathbf{j} + \frac{4}{7.483} \mathbf{k} \right)$$

$$\mathbf{F}_{AB} = \{-9.621 \mathbf{i} + 3.207 \mathbf{j} + 6.414 \mathbf{k}\} \text{ lb}$$

$$\mathbf{u}_{AC} = \frac{2}{12.961} \mathbf{i} - \frac{8}{12.961} \mathbf{j} + \frac{10}{12.961} \mathbf{k}$$

$$\begin{aligned} \text{Proj } F_{AB} &= \mathbf{F}_{AB} \cdot \mathbf{u}_{AC} = -9.621 \left( \frac{2}{12.961} \right) + 3.207 \left( -\frac{8}{12.961} \right) + 6.414 \left( \frac{10}{12.961} \right) \\ &= 1.4846 \end{aligned}$$

$$\text{Proj } \mathbf{F}_{AB} = F_{AB} \mathbf{u}_{AC}$$

$$\text{Proj } \mathbf{F}_{AB} = (1.4846) \left[ \frac{2}{12.962} \mathbf{i} - \frac{8}{12.962} \mathbf{j} + \frac{10}{12.962} \mathbf{k} \right]$$

$$\text{Proj } \mathbf{F}_{AB} = \{0.229 \mathbf{i} - 0.916 \mathbf{j} + 1.15 \mathbf{k}\} \text{ lb}$$

**Ans.**

**Ans:**

$$\text{Proj } \mathbf{F}_{AB} = \{0.229 \mathbf{i} - 0.916 \mathbf{j} + 1.15 \mathbf{k}\} \text{ lb}$$